

कयर बोर्ड
सूक्ष्म, लघु और मध्यम उद्यम मंत्रालय, भारत सरकार



COIR BOARD

MINISTRY OF M S M E, GOVERNMENT OF INDIA

वार्षिक प्रतिवेदन
ANNUAL REPORT
2012-13





COIR BOARD

MINISTRY OF MICRO, SMALL AND MEDIUM ENTERPRISES

GOVERNMENT OF INDIA


FIFTY NINTH ANNUAL REPORT OF COIR BOARD 2012-2013

**COIR HOUSE
M.G. ROAD, KOCHI - 682 016
KERALA**



CITIZENS' CHARTER

*We Rededicate ourselves
to the development and
modernization of the coir industry
in all states with potential
and
the welfare of all engaged in it,
Particularly the workers*



CONTENTS

CHAPTER	PAGE No.
I. INTRODUCTION	1-4
II. FINANCE, ACCOUNTS & AUDIT	5-8
III. COIR INDUSTRY - CURRENT STATUS	9-11
IV. SCIENCE & TECHNOLOGY	12-22
V. EXPORT PROMOTION	23-33
VI. DOMESTIC MARKET DEVELOPMENT	34-35
VII. INDUSTRIAL DEVELOPMENT	36
VIII. TRAINING	37-38
IX. WELFARE MEASURES	39
X. SCHEME FOR REJUVENATION, MODERNISATION AND TECHNOLOGY UPGRADATION OF COIR INDUSTRY (REMOT)	40-41
XI. HINDUSTAN COIR	42-43
XII. QUALITY IMPROVEMENT	44-46
XIII. ECONOMIC RESEARCH STATISTICS	47
XIV. MARKETING & PUBLICITY	48-49
XV. DEVELOPMENT OF COIR INDUSTRY IN NORTH EASTERN REGION	50
XVI. SCHEME OF FUND FOR REGENERATION OF TRADITIONAL INDUSTRIES (SFURTI)	51-53
XVII. ACTIVITIES AND POLICY DECISIONS FOR IMPLEMENTATION OF THE PERSONS WITH DISABILITIES ACT 1995	54

ANNEXURES

ANNEXURE	PAGE No.
I. LIST OF BOARD MEMBERS	55-57
II. COMMITTEES OF THE BOARD	58
III. ESTABLISHMENTS OF THE COIR BOARD	59-61
IV. COUNTRYWISE EXPORT OF COIR & COIR PRODUCTS FOR THE PERIOD APRIL 2012 TO MARCH 2013	62-76
V. COMPARATIVE STATEMENT OF SHOWROOM SALES (APRIL TO MARCH), TARGET AND ACHIEVEMENT DURING 2011-2012 AND 2012-2013	77
VI. STATEMENTS OF ACCOUNTS FOR THE YEAR 2013-14	78

PREFACE

With extreme pleasure and pride I present before you the 59th Annual Report of the Board.

Since the inception of Coir Board in the year 1954 under Coir Industry Act - 1953 enacted by the Parliament, the Board has been nurturing the Indian Coir Industry by implementing various schemes for the entrepreneurs, providing training on the process of coir and encouraging scientific, technological and economic research for diversification, quality improvement, modernization and technology upgradation. Apart from that market promotion, both with in the country and abroad and the welfare of all those who are engaged in the industry are also taken care of.

During the year under report, the Board could be able to make remarkable achievements in the areas of research and development, domestic as well as export marketing and implementation of various plan schemes. The versatile qualities of coir are disclosed through research, paving way to the manufacture of diversified products having wide range of applications.

The export of coir and coir products has touched an all time high record of 4,29,500MT valued at Rs.1, 116.02 crores. A number of plan programmes are there in the pipeline for further development of the industry.

This report is a comprehensive compendium of the activities of Coir Board during 2012-2013.



Prof. G. Balachandran
Chairman



CHAPTER - I

INTRODUCTION

Government of India set up Coir Board under an Act of Parliament viz., Coir Industry Act, 1953 (45 of 1953) for the development of coir industry in India and for promotion of domestic as well as export markets of coir and coir products. This is the Fifty Ninth Annual Report of Coir Board highlighting various activities and achievements made by the Board during the period from 01.04.2012 to 31.03.2013.

Functions of the Board

The main functions of the Board, as laid down under Section 10 of the Coir Industry Act, 1953 are given below:

1. It shall be the duty of the Board to promote by such measures, as it thinks fit, for the development, under the control of the Central Government, of the Coir Industry.

2. Without prejudice to the generality of the provisions of Sub Section (1), the measures referred to therein may relate to:

- (a) Promoting exports of coir yarn and coir products and carrying on propaganda for that purpose;
- (b) Regulating, under the supervision of the Central Government, the production of husks, coir yarn and coir products by registering coir spindles and looms for manufacturing coir products as also manufacturers of coir products, licensing exporters of coir, coir yarn and coir products and taking such other appropriate steps as may be prescribed;
- (c) Undertaking, assisting or encouraging scientific, technological and economic research and maintaining and assisting in the maintenance of one or more research institutes;
- (d) Collecting statistics from manufacturers of, and dealers in, coir products and from such

other persons as may be prescribed on any matter relating to coir industry, the publication of statistics so collected or portions thereof or extracts there from;

- (e) Fixing grade standards and arranging, when necessary, for inspection of fibre coir yarn and coir products;
 - (f) Improving the marketing of coconut husk, coir fibre, coir yarn and coir products in India and elsewhere and preventing unfair competition.
 - (g) Setting up or assisting in the setting up of factories for the producers of coir products with the aid of power;
 - (h) Promoting cooperative organization among producers of husks, coir fibre and coir yarn and manufacturers of coir products;
 - (i) Ensuing remunerative returns to producers of husks, coir fibre and coir yarn and manufacturers of coir products.
 - (j) Licensing of retting places and warehouses and otherwise regulating the stocking and sales of coir fibre, coir yarn and coir products both for the internal market and for exports;
 - (k) Advising on all matters relating to the development of the coir industry;
 - (l) Such other matters as may be prescribed.
- 3 The Board shall perform its functions under this Section in accordance with and subject to such rules as may be made by the Central Government.

Constitution of the Board

Govt. of India had set up Coir Board under an Act of Parliament viz. Coir Industry Act, 1953 (45 of 1953) for the development of coir industry and for promotion of domestic as well as export market of coir and coir products.



Sn. (4) of the Coir Industry Act, 1953 empowers Central Govt. to constitute Coir Board. The Sub Rule 4 of the Coir Industry Rules 1954 provides the

number of persons to be appointed as members from each of the categories specified in sub section (3) of Section 4 of the act as follows:

(a) Growers of coconut and producers of husks and coir yarn	3
(b) Persons engaged in the production of husks, coir and coir yarn and in the manufacture of coir products	3
(c) Manufacturers of coir products	3
(d) Dealers in coir, coir yarn and coir products including both exporters and internal traders	3
(e) Parliament - 2 members to be elected by the Lok Sabha and one to be elected by the Rajya Sabha	3
(f) The Govts. of principal coconut growing states	5
(g) Such other persons or class of persons who in the opinion of Central Govt. ought to be represented on the Board	19

The Government of India vide Gazette Notification No. SO 1476 (E) dated 28.06.2011 reconstituted the Board with 36 members and subsequently vide SO No. 2396(E) dated 17.10.2011 appointed four more members to the Board, S/Shri. P.C. Mohan, S.S. Ramasubbu and P. Rajeeve, Members of Parliament to the Board and Sh. B. Baiju, Alappuzha in lieu of Sh. K.R. Rajendra Prasad. List of Members appointed to the Board by the above Gazette Notifications is given as Annexure-1.

Meetings of the Board and its committees

Section (8) of the Coir Industry Act, 1953 empowers the Board to constitute an Executive Committee for the purpose of exercising such of the powers and performing such of the duties of the Board as may be delegated to it by the Board. There is further provision for constitution of Standing committees or adhoc committees for discharging the functions of the Board at the committee level. Thus in addition to the Executive Committee the Board had constituted the following committees as envisaged under Section (8) of the Coir Industry Act, 1953:

- 1 Science & Technology Committee
- 2 Industrial Development Committee
- 3 Marketing & Publicity Committee
- 4 Export Promotion Committee

The compositions of these Committees of the Board are shown in Annexure-II.

Personnel of the Board

Chairman

Prof. G. Balachandran assumed charge of the Office of Chairman, Coir Board on 15.02.2012 and is continuing during the period under report.

Vice Chairman

Shri. Subrata Hazarika continued as Vice Chairman, Coir Board till 04.10.2012. Shri. Anil Kumar Madhavan was elected as Vice Chairman at the 210th Board meeting held on 05.10.2012 and continuing during the period under report.

Secretary

Shri M.Kumara Raja continued as the Secretary, Coir Board during the period under report.

Establishments of the Board

The Head Quarters of the Coir Board is located at Coir House, M.G.Road, Kochi - 682 016, Kerala. The Board is running 46 Establishments set up in various parts of India. A list of establishments of the Coir Board is given in Annexure - III



The following meetings of the Board and the Standing Committees were held during the period under report.

DETAILS OF BOARD/EXECUTIVE COMMITTEE/STANDING COMMITTEE MEETINGS OF COIR BOARD HELD DURING THE PERIOD FROM 1.04.2012 TO 31.03.2013

Details of Meeting	Date	Venue
293rd Executive Committee Meeting	13.06.2012	Kochi
209th Coir Board Meeting	29.06.2012	Bhubaneswar
1/2012 Science & Technology Committee Meeting	12.08.2012	Kochi
1/2012 Industrial Development Committee Meeting	12.08.2012	Kochi
2/2012 Marketing & Publicity Committee Meeting	12.08.2012	Kochi
2/2012 Export Promotion Committee Meeting	12.08.2012	Kochi
210th Coir Board Meeting	05.10.2012	Kochi
2/2012 Science & Technology Committee Meeting	22.12.2012	Kochi
294th Executive Committee Meeting	22.12.2012	Kochi
211th Coir Board Meeting	02.01.2013	Kochi
295th Executive Committee Meeting	15.03.2013	Kochi
1/2013 Export Promotion Committee Meeting	15.03.2013	Kochi
1/2013 Industrial Development Committee Meeting	15.03.2013	Kochi
1/2013 Science & Technology Committee Meeting	16.03.2013	Kochi
1/2013 Marketing & Publicity Committee Meeting	16.03.2013	Kochi
212th Coir Board Meeting	21.03.2013	Kochi

Chairman, Coir Board will be the Chairman of all the Committees. Vice Chairman will be member of all Committees. Secretary, Coir Board will

convene the meetings of the Board and the Committees as and when business necessitates consultations/decisions by the committee under orders of the Chairman.

Staff Position in Coir Board as on 31.03.2013 except Hindustan Coir

Category	Total	Women	O B C	SC	ST	P H	Ex-Service
Group A	23	5	7	4	4	-	-
Group B	91	29	27	9	8	7	2
Group C	238	28	81	48	17	5	2
Total	352	62	115	61	29	12	4

**Staff Position in Hindustan Coir as on 31.03.2013**

Category	Total	Women	O B C	SC	ST	P H	Ex-Service
Group A	1	-	-	-	-	-	-
Group B	2	-	1	-	-	-	-
Group C	18	1	12	3	1	-	-
Total	21	1	13	3	1	-	-

Vigilance activities

Coir Board do not have an independent Vigilance Section. The Vigilance activities in the Board were looked after by Shri. M Kumaraswamy Pillai, Director (Marketing) as part-time Chief Vigilance Officer during the period under report. The vigilance activities including display of posters, banners etc in all the office premises for highlighting the importance of preventing corruption were undertaken. The vigilance awareness week was also observed in all offices/ sub offices during the period from October, 29 to November 03, 2012

Implementation of Official Language

The Board continued its efforts for implementing Official Language Policy of the Govt. in all its establishments.

Documents under section 3(3) of OL Act 1963 were issued in bilingual form. Efforts were continued for sending the replies in Hindi to all those letters which were received in Hindi as per Rule 5. Measures were adopted for increasing the correspondence in Hindi. Bilingually prepared covering letters and standard forms were used. Monthly report on important events and achievements were sent to the Ministry in Hindi also.

During the reporting period Annual report, Audit report etc. were translated into Hindi.

Meetings of the OLIC (HO) were held regularly in every quarter for reviewing the progress of OL Implementation. In Sub Offices and Showrooms also, OLICs were conducted. Four quarterly Hindi workshops were organized in Board's HO. Hindi Day was observed by displaying trilingual banners in all Sub Offices and Showrooms of the Board. Cash incentives were given to the employees who have written Hindi words in files. Official Language inspections were conducted in Sections/Sub Offices/Showrooms of the Board.

During 14-28 September, 2012 Hindi fortnight was celebrated. Various Hindi competitions like Essay, Administrative Terminology, Translation, Music, Signature, Quiz, Conversation, Powerpoint presentation etc. were organized for the Employees of the Board. As a special programme, Hindi Kavi Sammelan was conducted on 21.09.2012 for the employees of State/Central Govt. offices situated in Kochi. Hindi Essay Writing Competition for the students of standards 8, 9 &10 of State/Central/ ICSE schools was also conducted in connection with the Hindi Fortnight Celebration.



CHAPTER - II

FINANCE, ACCOUNTS & AUDIT

Sources of Funds of the Board

The sources of the receipt of funds of the Board consist of the following :

- 1 Grant under Section 14 of the Coir Industry Act, 1953.
- 2 Grant under Section 14(a) of the Coir Industry Act, 1953.
- 3 Loans from Government of India for disbursement of House Building Advance/ Vehicle Advance to Employees.
- 4 Fee for Registration/Renewal of registration
- 5 Departmental and miscellaneous receipts
- 6 Extra budgetary resources.

Budget and Expenditure

The Budget Estimates approved by the Government of India for implementation of schemes under Plan and Non Plan programmes of the Board for the year 2012-13 was Rs.6804.00 lakhs and Rs.1626.00 lakhs respectively. This was inclusive of an outlay of Rs.1600.00 lakhs sanctioned under the scheme "Plan - Rejuvenation, Modernization and Technology Upgradation". Against this, the Revised Estimates for Plan and Non Plan approved by the Government was Rs.3551.00 lakhs and Rs.1527.00 lakhs respectively, out of which the Revised Estimates under Plan - Rejuvenation, Modernization and Technology Upgradation was Rs.500.00 lakhs.



The scheme wise break up of the Sanctioned Budget, Revised Estimates approved, actual utilization, vis-à-vis the actuals during the previous year are given in the following table:

(Rs. in lakhs)

Sl. No.	Scheme	Sanctioned Budget 2012-13	RE approved 2012-13	Funds released and received 2012-13	Utilization during the year 2012-13*	Utilization during the year 2011-12
	Plan (S&T)	630.00	630.00	181.13	227.97	254.85
	Plan (S&T) NE	70.00	70.00	50.00	50.00	0.00
	Total - Plan (S&T)	700.00	700.00	231.13	277.97	254.85
2	Plan - General					
2.1	Skill upgradation, Quality Improvement & Mahila Coir Yojana	1000.00			668.83	658.33
2.2	Development of Production Infrastructure	400.00	2350.00	1776.13	93.10	54.45
2.3	Domestic Market Promotion (DMD/MDA) *	2300.00			784.10	1261.51
2.4	Export Market Promotion	350.00			230.43	131.71
2.5	Trade and industry Related Functional Support Services & Economic Market Research	400.00			45.80	9.16
2.6	Welfare Measures	50.00			11.66	2.05
	Total - Plan General	4500.00	2350.00	1776.13	1833.92	2117.21
3	Plan (REMOT)	1440.00	450.00	0.00	748.58	225.15
	REMOT - NE	160.00	50.00	0.00	0.00	0.00
4	SFURTI**	3.00	1.00	0.00	0.00	0.98
	SFURTI - NE	1.00	0.00	0.00	0.00	0.00
	Total - Plan (A)	6804.00	3551.00	2007.26	2860.47	2598.19
5	Non Plan					
5.1	Non Plan (Grants in aid)	1596.00	1497.00	1497.00	2448.44	1909.75
5.2	Loan (HBA/VA)	30.00	30.00	10.00	18.37	17.63
5.3	Non Plan (Grants in aid)Cess	—	—	—	—	—
	Total - Non Plan (B)	1626.00	1527.00	1507.00	2466.81	1927.38
	GRAND TOTAL(A) + (B)	8430.00	5078.00	3514.26	5327.28	4525.57

* Utilization including opening balance. There was an opening balance of Rs.46.94 lakhs, Rs.129.32 lakhs, Rs.31.71 lakhs, and Rs.797.34 lakhs under Plan S&T, Plan General, Plan NE and Plan REMOT out of the Grants received during 2011-12.

** Under the Scheme of Fund for Regeneration of Traditional Industries (SFURTI), no releases were made during the year and no utilization was made out of the opening balance of Rs.31.90 lakhs



The total allocation under Plan General consisted of the components viz. NER, SC Sub Plan and Tribal Sub Plan. The break up of these components which have been included under the head Plan General (as per the above table) and the utilization details are given under :

Allocation for North Eastern Region under Plan General

Sl. No.	Name of Scheme	Sanctioned Budget 2012-13	RE approved 2012-13	Funds released and received 2012-13	Utilization during the year 2012-13	Utilization during the year 2011-12
1	Skill Upgradation & Quality Improvement & Mahila Coir Yojana	100.00	180.00	162.74	23.70	38.02
2	Domestic Market Promotion (DMD / MDA)	250.00			67.51	146.58
3	Trade and Industry Related & other Functional Support Services & Economic Market Research	30.00			0.00	0.00
	Total - NER	380.00	180.00	162.74	91.21	184.60

Allocation for SC Sub Plan & Tribal Sub Plan under Plan General

Sl. No.	Name of Scheme	Sanctioned Budget 2012-13	RE approved 2012-13	Funds released and received 2012-13	Utilization during the year 2012-13 against releases #	Utilization during the year 2011-12 *
1	SC Sub Plan (SCSP)	540.00	285.00	32.21	32.21	0.00
2	Tribal Sub Plan (TSP)	370.00	195.00	20.50	20.50	0.00

* No releases were made for SCSP & TSP during the year 2011-12.

Utilization under the component SCSP consisting of Rs.30.00 lakhs and Rs.2.21 lakhs under the head Skill Upgradation & Quality Improvement & Mahila Coir Yojana and Development Production Infrastructure respectively.

Utilization under the component TSP consisting of Rs.20.50 lakhs under the head Skill Upgradation & Quality Improvement & Mahila Coir Yojana.



*Details of Utilization of Fund under Non Plan Heads
during 2012-13 are as follows :*

Sl. No.	Heads of Expenditure	Amount (Rs. in lakhs)
1	Salaries and Allowances*	2058.82
2	TA / DA	113.88
3	Repayment of Loans from Govt. of India	22.10
4	Loans to employees	18.37
5	Other Expenses (Establishment)	253.64
	Total	2466.81

**inclusive of transfer of funds of Rs. 551.00 lakhs to Pension Fund Account. Receipts of Funds during 2012-13*

Sl. No.	Heads of Receipt	Amount (Rs. Lakhs)
1	Money received under Section 14A of Coir Industry Act 1953 (Grants in aid)	3504.26
2	Registration and Renewal Fee	11.97
3	Commission on sales and other receipts through Coir Bhavans	255.81
4	Other Receipts (Departmental)	141.41
5	Loan from the Government (HBA/VA to staff)	10.00
6	Extra Budgetary Resources	0.00
	Grand Total	3923.45

Audit of Accounts of the Board by C & AG of India

As per Section 17 of the Coir Industry Act, 1953, the accounts of the Board are subject to Audit by the C & AG of India. The accounts for the year

2011-12 were audited by the C & AG of India during the period under report. The audit report along with statement of accounts were laid on the tables of Lok Sabha and Rajya Sabha respectively on 20.12.2012 and 17.12.2012.



CHAPTER - III

COIR INDUSTRY - CURRENT STATUS

The development of coir industry has all along been in areas where there is concentration of coconut cultivation and availability of coconut husks. Kerala being the home state of Coir Industry with traditional skill for the production of quality export oriented value added Coir products provide employment to large number of artisans. The expansion of Coconut cultivation to other states viz., Tamil Nadu, Andhra Pradesh, Odisha,

Maharashtra, West Bengal, Assam, and Tripura the Coir Industry took roots in this states for generating employment for rural artisans of the Coconut producing states. Tamil Nadu has emerged as one of the most important Coir producing states of the country. As a part of Development of Coir Industry in North Eastern Regions special efforts are being taken in the Coconut growing states of Assam and Tripura.

Estimated production of coir and coir products during the year 2011-12 and 2012-13

<i>Item</i>	<i>2011 - 2012</i>	<i>2012 - 2013</i>
	<i>(Quantity in M.T.)</i>	
Coir fibre	5,31,500	5,36,185
Coir yarn	3,18,900	3,21,700
Coir products	2,10,474	2,12,322
Coir rope	63,780	64,340
Curled coir	63,780	63,780
Rubberized coir	85,040	86,000

Figures expressed are fibre equivalent and are mutually exclusive.

Estimated consumption of coir and coir products in India during 2011- 2012 and 2012 - 2013

<i>Item</i>	<i>2011 - 2012</i>	<i>2012 - 2013</i>
	<i>(Quantity in M.T.)</i>	
Coir fibre	5,20,000	5,24,584
Coir yarn	2,68,500	2,70,858
Coir products	53,200	53,667
Coir rope	58,200	58,710
Curled coir	44,400	44,400
Rubberized coir	76,350	77,480



Estimated state wise employment in India during 2011-12 and 2012-13

<i>State</i>	<i>2011-2012</i>	<i>2012 - 2013</i>
Kerala	4,68,700	4,69,615
Tamil Nadu	1,18,340	1,21,710
Karnataka	29,230	29,670
Andhra Pradesh	50,675	52,090
Orissa	14,800	16,405
Others	20,265	20,330
Total	7,02,010	7,09,820

Registration of Industrial Establishments

As per Coir Industry (Regn. & Licensing) Rules, 1958, no person shall work a coir spindle or an industrial establishment unless it has been

registered in accordance with the rules. During the year 2012-2013, 248 Coir Units were registered and 154 Units were renewed through various Offices of the Board.

Total number of Coir Units Registered under (R&L) Rules, with Coir Board as on 31.03.2013 (state wise statement)

Kerala	8773
Tamil Nadu	3733
Andhra Pradesh	730
Orissa	772
Karnataka	670
West Bengal	42
Pondicherry	31
Maharashtra	23
Delhi	17
Uttar Pradesh	17
North Eastern Region	37
Union Territory of Lakshadweep	16
Goa	4
Gujarat	3
Andaman & Nicobar	1
Rajasthan	4
Haryana	2
Punjab	5
Madhyapredsh	3
Jammu & Kashmir	2
Total	14885



The Collection, compilation, analysis and dissemination of statistical data pertaining to Coir Industry are the major functions assigned to the Coir Board under the Coir Industry Act 1953. Statistical data on coconut cultivation, coconut production, potential of raw material, industrial availability of raw material, raw material production, consumption, utilization and export are collected, compiled and published for use by the trade and industry. In order to strengthen the data base and to up-date the data available with the Board, surveys on coir industry, with active involvement of coir producing States and Union Territories, are organized at regular intervals. The Economic Research Section of Coir Board collects the details of entrepreneurs in the coir sector, takes up the issues like Tax/Vat etc with the Customs, State Governments and the Central Govt. as and when required. With a limited available source we are catering to the needs of exporters and those who are engaged in the Coir Industry. Export figures are being collected from all Ports and published regularly. The requirement of the industry is attended to by the Board timely.

1. Surveys and Studies in Coir Industry

The Evaluation Studies were conducted on the following Plan Schemes at the close of XIth Plan period and the Reports were sent to the Ministry for approval.

- i) Domestic Market Promotion.
- ii) Skill Up gradation and Quality Improvement.
- iii) Science and Technology.
- iv) Development of Production Infrastructure.
- v) Export Market Promotion.
- vi) Trade and Industry Related Functional Support Services.
- vii) Welfare Measures - Group Personal Accident Insurance for coir workers.

2 Coir Trade Information Centre

The Coir Trade Information Centre which has been set up at Board's Head quarters with the technical guidance of National Centre for Trade Information, New Delhi, continued its functioning by providing necessary trade related statistics to the coir exporters/manufacturers academicians etc. The Centre, as such, is assisting the coir industry towards promotion of coir and coir products in the domestic and international markets.

During the year under report individual visitors from various states visited CTIC. All the

visitors to CTIC and students from various educational institutions utilized the library facilities for reference /project related works.

Visitors from abroad also gathered information on Indian coir from the CTIC.

The enquiries received during the period 2012-13 at CTIC through Website, Internet, from Overseas Embassies have been disseminated to registered exporters, manufacturers and various consortiums through e-mail.

3. Computerization of Systems in Coir Board

Implementation of IT and Computerization of the systems in Coir Board is taken up in a phased manner engaging National Informatics Centre under the Ministry of Communications & Information Technology, Government of India, New Delhi.

The e-governance and IT related activities were implemented for carrying out plan programmes of the Board quickly and effectively. The NIC, Kochi has been engaged by the Board for implementation of the total computerization programmes of the Board.

4. Training under Human Resources Development

Under the Human Resource Development, 88 Officers and staff members of Coir Board were deputed for training to various institute like Administrative Staff College of India, Hyderabad, Kerala Management Association, Kochi, Rajagiri Centre for Business Studies, Kalamassery, John & Mary International System Ltd., Kochi, Kerala State Productivity Council, Institute of Management Training & Research, Goa, Federation of Indian Plywood & Panel Industry, New Delhi, etc.

5. Facility Extended to Professional students for Academic Projects/Assignments.

Facilities were extended to 40 students from various institutions to fulfill their Academic Project works in various fields such as Marketing, Finance, HRD, Organizational Study etc. These students have also availed of the facility of Library setup at the Boards H.O.

6 Trade related activities

A Raw Material Bank was established at the Hindustan Coir, Kalavoor in order to supply coir fibre to the small scale manufacturers of export oriented setup of the coir industry at a reasonable price. Through the Economic Research and Statistics section, Board is functioning as a Nodal Agency for establishing the Raw Material Bank at Hindustan Coir.




CHAPTER - IV

SCIENCE & TECHNOLOGY

The Research and Development activities of the Board are carried out by two research institutes; the Central Coir Research Institute, Kalavoor and Central Institute of Coir Technology, Bangalore. The Central Coir Research Institute, Alleppey was established in 1959 and the Central Institute of Coir Technology, Bangalore in 1980. Whereas CCRI, Kalavoor concentrates on research on both white and brown fibre sectors, CICT, Bangalore confines to the brown fibre sector. Identification of new user areas for utilization of coir and coir waste (coir pith), modernization of production infrastructure for elimination of drudgery in manual operation thereby attaining higher productivity and improvement in quality are integral parts of the research efforts. The recent achievements of the Board included development of a fully automatic versatile spinning machine which can spin a wide variety of yarn with a productivity of at least 50 kg of single yarn per 8 hours. It does not require core thread and is convenient to be operated even by the women workers. The machine was exhibited in the International Coir Tech Expo (ICTE)-2012 at Kochi and India International Trade Fair (IITF)-2012 at New Delhi, which received much public acclaim. A high speed doubling machine has also been developed which can cater to ten spinning heads in eight hours. This machine can be converted in to multiple heads.

Extension of the results of the research at the laboratory level for application at the field level and extension of testing and service facility are other two main areas of activities. Collaborative research with external research organizations, institutes as well as universities having proven records on varied applications of coir, development of new products and new machinery, product diversification, development of environment friendly technologies, technology transfer, incubation, testing and service facilities are the areas which are given priority consideration.



1. Modernization of Production Processes

Research

Research and Development activities on coir fiber for quality improvement by bio bleaching, bio softening and biological treatment of coir retting effluent are being continued in the laboratory. An



amount of Rs. 8,09,276/- has been realized during the period. The progress of the work done under each project is detailed below.

In house Projects

Bio-Oils From Coir Pith

Laboratory scale studies on extraction of bio oils from coir pith & baby fibres have been carried out using a simple glassware pyrolysis set up. The bio-oil droplets obtained were analysed after dissolution in various organic solvents. The components in the bio oil from coir pith were analyzed using the HPLC and GC-MS equipment at CCRI. A Bio-char was obtained as residue which was experimented for use in decolorisation of coloured effluent in place of activated carbon. With a view to scale up the extraction of the biooils a thermo gravimetric analysis (TGA) of the coir pith was conducted to predict the thermal properties of coir pith. It is important to know the different states and complex transitions that take place in the coir waste as the temperature varies & a prototype was designed for pyrolysis treatment in large quantities. The construction details and specifications for the same has been submitted for the procurement.

Standardisation of Lignosulphonate from Coir Pith

Sodium lignosulphonate was extracted from coir pith using the laboratory Spray Dryer and purification of the same was done by extracting it with acetyl acetone and ether. The characterization of the extracted Sodium Lignosulphonate sample was subjected to FTIR analysis, UV absorbance, Thermo gravimetric analysis and GC-MS analysis. The results obtained from the analysis were compared with the commercial available Sodium Lignosulphonate and was observed to be same. Work on bulk production of Lignosulphonates from coir is being continued for trials on its use for industrial purposes like lead acid batteries, oil well drilling and as concrete admixture.

Study of the Potential of Nanocellulose extracted from Coir and its application in Biomedical Industry

Pure cellulose could be extracted from coir pith by various chemical treatment methods and its further conversion to nanocellulose using hydrobromic acid (HBr) and DMSO (Dimethyl Sulphoxide) could be achieved. The fungal culture *Trichoderma* sp. was observed to be a good source of laccase, Manganese peroxidase and Lignin peroxidase enzymes which can be used to extract cellulose from coir. Nanocellulose could be extracted from coir and its characterization by Thermo gravimetric analysis and Scanning Electron Microscopy was carried out. A clear zone of inhibition was found against Gram positive *Staphylococcus aureus* and gram negative *Escherichia coli*. This indicates that the nanocellulose extracted from coir fibre has antibiotic activity which confirms its potential for biomedical application.

Externally Funded Project

BARC (Project under Board of Research on Nuclear Sciences)

Microtron irradiation is a fairly new technology, joining X-Rays and gamma radiation. Coir pith the lignocellulosic biomass of coir waste (coir fibre, coir pith) has potential for biofuel production. The hydrolysis of the cellulose in coir pith is considered to be substantially enhanced by radiation techniques to yield higher levels of glucose and thereby cellulose ethanol. Extraction of cellulose ethanol was successfully carried out by the hydrolysis of the cellulose in coir pith. The different steps involved in this process viz; (1) Irradiation of the coir pith (2) Pre-treatment of the residue to remove lignin and hemicelluloses fraction. (3) Cellulose treatment to hydrolyze the cellulosic residue to generate fermentable sugars. (4) Fermentation to produce alcohol from the hydrolyzed cellulosic material was also traced. A study was also conducted on the structural changes induced in the lignin carbohydrate complexes in coir pith on exposing it to Microtron radiation and made a comparison in change in its properties before and after irradiation.



Collaborative Project with Rajeev Gandhi Centre for Biotechnology, Thiruvananthapuram

"Genetic Manipulation of 'COIRRET' for the application on coir for quality improvement" project has been initiated in Central Coir Research Institute (CCRI) in collaboration with Rajiv Gandhi Centre for Biotechnology (RGCB), Thiruvananthapuram. The aim of this work was to improve the quality of coir fibre using microbial consortia by improving the performance of 'COIRRET' through genetic modification. Systematic studies on the softening of coir was carried out and the Brightness Index, Flexural Rigidity and Tensile tests were performed. An improvement in the brightness and softening properties were observed by the above treatment. Studies on physical mutagenesis of bacterial strains at different concentrations and time intervals are underway by using selective microbial strains for assessing their effective on quality improvement of coir fibre.

I. DEVELOPMENT OF MACHINERY AND EQUIPMENTS:

R&D Activities:

□ Designed and fabricated a new versatile multi-head mechanized spinning machine without core thread for high production of different varieties of coir yarn which was demonstrated in the ICTE-2012, Kochi and IITF-2012, New Delhi before the exporters, machinery manufacturers, small scale manufacturers and the public. The machine has got good response from trade. This



new system of spinning coir fibre is the first time in the history of coir industry. The spinning is carried out by the rotor mechanism also known as open end spinning. A specially shaped steel pot of rotor revolves at high speed either by Diesel engine or Electric motor which is connected through belt and clutch system for independent control of each head for producing single strand of yarn as per the required runnage (Mtrs/kg). The unit is having 4 heads which can be added upto 10 heads for high productivity. The conversion cost of fibre into yarn on this machine comes to Rs. 4.60 only whereas at present the conversion cost on the available machines is about

- Rs.10 making the spinning sector unviable. The new multi spindle rotor spinning machine will change the spinning problems of the spinning sector of coir industry due to its simple mechanism, cost effectiveness, high quality, high productivity and eco-friendliness.
- Designed and fabricated 4 Nos. of 4 head spinning machine "VAJRA" in different models.



- Mobile Fibre Extraction Machine (SWARNA) is installed at Priyadarshini Vanita Co-operative Society at Harippad.



- Mobile Tool Room Facility is established during the period.

II PRODUCT DEVELOPMENT & DIVERSIFICATION:

R&D Activities:

Research and Development activities were continued for manufacturing diversified coir products in new patterns and designs by developing different varieties of thin yarn by blending with other natural fibres. The fabric made out of this yarn was used for the



production of different life style products of coir as detailed below.

- A total of 136Kg thin coir blended yarn having runnage of 1000-1200m/kg was produced and used for making coir-cotton, coir-jute, coir-silk, coir-spun, coir-nylon fabrics.
- A total of 236mtrs. Of fabrics were produced and used for making coir seminar bags, printed window curtains, foldable coir curtains, coir jackets, coir lamp shades and coir umbrella in different sizes and patterns.
- A NISKARA MAT was developed with thin variety of coir yarn and jute yarn.
- 75Sq.Mtrs. of coir cotton fabric in natural color were supplied to Tihar Jail for making curtains in the Jail as per the order received from Director, General of Prisons, Prisons Head Quarters, New Delhi. In this connection revenue of Rs.52,520/- has received towards the developmental charges including transportation of this fabric.



- Janatha Mattresses-a low cost coir mattress were developed with the filling of softened coir fibre without rubber.
 - Coir chappals were made out of coir fabric in PU sole. Coir fabric in chappal will stimulate the aqui-pressure points on foot
- All the diversified products developed were exhibited in the exhibitions and fairs organized by the Board and other institutions.




PRODUCT DEVELOPMENT ON BROWN COIR

The development of new products out of brown coir has attracted the entrepreneurs. 50 Technology transfers have been made so far with regard to the manufacturing of coir composites.

Activities on the following items were concentrated during the period under report.

1. During the period the Collaborative project on material exploration and design development was undertaken with National Institute of Design, Ahmedabad. The Project is to design and develop children's products and toys using Coir Fibre as the main raw material so as to create product system that will provide value addition as well as sustainable livelihood opportunities for the marginalized coir workers.
2. This institute developed new products by using coir matting impregnated with resin. These boards can directly be used for interior furnishing of rooms.
3. Coir Block boards were fabricated as per the BIS standards. This is being carried out by using coir ply needled felt impregnated with resin and made into low density 16 mm boards. Each board is split into 16 mm thickness and cut as strips. These strips are being used in the coir block boards which substitute natural wood blocks.



IV. DEVELOPMENT OF ENVIRONMENT FRIENDLY TECHNOLOGIES:

- The technology for softening of machine

extracted coir fibre using liquid formulation of coirret was successfully demonstrated before Coir exporters, official trainees from Lakshadweep and various Small Scale Societies.

- The composting of tender coconut husks accumulated at Pampa, Sabarimala was carried out using the technology for extracting the fibre using the MFEM and then composting the pith using pithplus technology.
- Demonstration of composting of coir pith was conducted



1. The premises of an entrepreneur at Kayamkulam
 2. At Thyckal and Arthunkal, Cherthala.
 3. At the venue of KCE-2013
 4. At Chirayinkeezhu before Media people and exporters at CCRI.
- The process of composting of accumulated coir pith with Pithplus in Chirayinkeezhu region of Kerala has been commenced using bed & heap composting methods.

Dye House:

147550Kg. of yarn was dyed during this period and an amount of Rs.8,16,306/- has been realized as service charge.

V. TECHNOLOGY TRANSFER, INCUBATION, TESTING & SERVICE FACILITIES

Testing

Conducted testing of 69 sets of rubberized coir samples and issued reports to the parties. 18



samples of coir geo textiles were tested and report issued to parties. 15 no of in-house geo textiles samples were also tested. 4 samples of Abaca yarn samples received from Charankattu Coir Mfg Co (P) Ltd was tested for break Load and elongation and issued the test report. 7 samples of curled coir rope were tested and report issued to different parties. 4 samples of coir yarn tested for different parameters and issued test reports to parties. 1 in house sample of coir yarn was also tested. 42 samples of coir mats/matting including 2 inhouse samples were tested and report issued. 4 samples of coir fibers were tested for different parameters and issued test reports to the parties. 121 in house samples of coir fibre were also tested for different parameters. 12 in house coir fibre samples were tested for light fastness. 14 sets coir fibre samples were tested for brightness index and 26 sets coir fibre samples were tested for flexural rigidity for the use of M.Sc. project students. Samples of coir needled felt from Naturaflex Pvt Ltd, Bangalore were tested for Wide Width Tensile Test and Elongation, Mass per unit area, Thickness, Apparent opening Size, Puncture Resistance etc.

An amount of Rs.3, 45,012.50 was realized as the testing charges.

Bleaching and dyeing

Prepared 10 shades of Natural dyes and 3shades of reactive dyes for Coir Expo. Prepared bleached sample with Sodium hydro sulphate for Coir Expo. Prepared shades from Natural dyes for Coir Expo. Provided assistance in the preparation of shades, dye solutions from the natural plants and reactive dyes and softening products for Coir Tech Expo. Dyed 300 g coir mixed with Jute using Direct Brown and 300g Thin coir yarn using Direct yellow and Softened 500g thin coir yarn with Auxisoftener for PD Section. Dyed and bleached coir blended fabric for PD Section for making different coir handicrafts. Bleached 1 kg. thin cut ends of Coir fibre (Bit Fibre) for Kerala State textile Co-operation, Thiruvananthapuram for blending with cotton. Dyed and bleached coir blended fabric for PD Section for making different coir handicrafts.

Conducted testing of suitability of 29 shades on coir received from Hindustan Coir, Kalavoor.

Prepared an album of Natural Dyes in connection with Coir Tech Expo.

2. Research studies

2.1. Study of the durability of latex coated Coir Geotextiles by Soil Burial Method

The geo textiles samples both coated and non coated samples were buried in the soil at a depth of 1 foot. A total of 10 samples have been buried. The degradation of these geo textiles will be studied by conducting the tensile tests after a period of 1 month, 2 months, 4 months, 8 months and 15 months. The difference in the tensile strength of the control and coated samples are to be studied. This study will lead to the improvement in the durability of the latex coated coir geo textiles sample. 3 set of samples have been dug out so far to study the degradability in the soil medium.

2.2 Enhancement of properties of Coir Yarn when coated with natural resin-Guar Gum

1. Break Load

The coir yarn samples were taken and immersed in a guar gum solution (0.5% dilution) for 24 hours in a standard temperature. The samples were dried under two conditions.

- 1) Under room temperature
- 11) Oven drying method

2.3 Graft Copolymerization of MMA on to coir fibre

Comparative study of control and grafted coir fibres

Optimization of reaction time

15 g of coir fibre were polymerized at 25% monomer, 0.75% initiator, 0.75% catalyst concentration, 150min reaction time and 500 C temperatures for dyeing. Two set of control, bleached, grafted and grafted bleached fibres were prepared. These two sets of fibres were dyed with Auramine yellow and Malachite green separately using acetic acid as dye bath assistant. Brightness



index test of the dyed control, and dyed grafted fibres were done.

Maximum grafting yield was observed at 150min. Testing of the grafted fibres was conducted for different reaction time. The breaking stress and breaking strain were tested in universal testing machine. Flexural rigidity of the fibres was measured using modified Peirce formula. Density measured using sink float method.

Maximum grafting yield and maximum strength observed at 150min reaction time. Braking strain decreased on grafting. Flexural rigidity and density are tending to be decreased with grafting. 150min is taken as the optimized reaction time for further studies.

2.4 Production of binder less particle boards

Binder less particle board

Coir fibres were cut in to small size using scissors and sieved through standard sieve to a particle size of less than 2.5mm. Dried the fibre in hot air oven and tightly packed for the production of Binder less particle board for Tech Expo.



Boards produced from coir fibre and mattings (4layers) showed higher strength and good finish. Boards prepared from the combination of fibre and pith shows average strength. Boards from shearing waste showed less strength compared to fibre boards and showed separation of surface particles on storage. Boards from pith showed less strength and were brittle in nature.

21 nos. of binderless particle boards were

produced in the hydraulic press from coir fibre under different conditions out of which 6Nos. are prepared for Expo. Boards shown layer separation on application of fevicol for gluing also.

Boards produced from coir fibre and mattings (4layers) showed higher strength and good finish. Board prepared from the combination of fibre and pith shows average strength. Board from shearing waste showed less strength compared to fibre boards and showed separation of surface particles on storage. Boards from pith showed less strength and brittle in nature.

28 nos.of binderless particle boards were produced in the hydraulic press using Coir Mattings (natural and colored), fabric made from blends of coir sizzle yarn and Needle felt.

Prepared five Binder less particle Boards with different combinations of coir mattings, Geotextiles and fabric. Two file boards, 2 fans, 2 mobile pouches, 2 note pads and a wall hanger were made out of thin binder less particle boards. Prepared 2 Binder less particle Boards with different combinations of coir Mattings and Geo textiles

3. Other works

- Experiment conducted with Water repellent on coir umbrella.
- Prepared shades from Natural dyes for Coir Expo.
- Provided assistance in the preparation of shades, dye solutions from the natural plants and reactive dyes and softening products for International Coir Tech Expo held in August 2012. Prepared an album of Natural Dyes in connection with Coir Tech Expo.
- Experiment conducted with 20% coir pith mix with EVA and prepared samples.
- Conducted testing of suitability of 29 shades on coir received from Hindustan Coir, Kalavoor.
- Dyed 300 g coir mix with Jute using Direct Brown and 300g Thin coir yarn using Direct yellow and Softened 500g thin coir yarn with Axisoftener.



- Dyed and bleached coir blended fabric for making different coir handicrafts.
- Bleached 1 kg. thin cut ends of Coir fibre (Bit Fibre) for Kerala State textile Co-operation, Thiruvananthapuram for blending with cotton
- Extended assistance in conducting theory and practical classes for the trainees of Artisans Training Course and Advanced Training Course of NCT & DC.
- Realised a service charge of Rs.3,245012/- from testing of coir and coir products.
- The geo textiles treated with natural latex and cured at a temperature of about 100°C was tested for thickness(2 tests) Mass per unit area(2 tests) and Water absorption(4 Tests)

Soil Burial Tests

The geo textiles samples both coated and non coated samples were buried in the soil at a depth of 1 foot. A total of 10 samples have been buried. The degradation of these geo textiles will be studied by conducting the tensile tests after a period of 1 month, 2 months, 4 months, 8 months and 15 months. The difference in the tensile strength of the control and coated samples are to be studied. This study will lead to the improvement in the durability of the latex coated coir geo textiles sample. One sample each of coated and uncoated was dug out of the soil for conducting the following tests while the rest of the samples are still kept buried in the soil for future tests. 3 set of samples have been dug out so far to study the degradability in the soil medium.

Studies on water repellency of coir.

Conducted studies for imparting water repellency to coir fibre by the use of water repellent chemicals such as Aquaphobe PNS. Experiments were conducted for Water repellence on coir umbrella.

Coir pith reinforced EVA sole

Experiment conducted on finely grinded coir pith for use as a filler in EVA sole and prepared EVA sheet using 5% coir pith filler. Prepared 4 pairs

of EVA Chapel with an upper soling strap of coir blended thin yarn fabric. Experiment conducted with 20% coir pith mix with EVA and prepared samples

Light fastness test

Testing of light fastness of control and grafted samples were conducted using Xeno test.

Studies on Super absorbents using coir pith

Super absorbent polymers (SAP) are polymers that can absorb and retain extremely large amounts of a liquid relative to their own mass. Water absorbing polymers, which are classified as hydrogels when cross-linked, absorb aqueous solutions through hydrogen bonding with water molecules. A SAP's ability to absorb water is a factor of the ionic concentration of the aqueous solution. In deionized and distilled water, a SAP may absorb 500 times its weight (from 30–60 times its own volume) and can become up to 99.9% liquid, but when put into a 0.9% saline solution, the absorbency drops to maybe 50 times its weight. Super absorbent polymers are now commonly made from the polymerization of acrylic acid blended with sodium hydroxide in the presence of an initiator to form a poly-acrylic acid sodium salt (sometimes referred to as sodium poly acrylate.) This polymer is the most common type of SAP made in the world today.

The inherent water absorption nature of coir pith may be enhanced by the modification by polymerization with acrylic acid in presence of an initiator.

Polymerization of acrylic acid on to coir pith were conducted using Potassium persulphate as initiator.

On completion of the reaction the pith was washed thoroughly with water and dried in hot air oven at 70°C. % absorption of water was calculated using tea bag procedure. For this tea bags were prepared using filter paper. Control and treated pith were taken in the pre weighed bags. The bags were immersed in water for 24hrs and allowed to swell at room temperature. After 24hrs, the bags were taken out and allowed to drip off by



hanging the bags for some time.

Polymerization of acrylic acid on to coir pith were conducted at a higher temperature.

Enhancement of properties of Coir Yarn when coated with natural resin-Guar Gum

The coir yarn samples were taken and immersed in a guar gum solution (0.5% dilution) for 24 hours in a standard temperature. The samples were dried under two conditions.

a) Under room temperature b)Oven drying method

The control samples were also maintained along with the coated samples. It was seen that there was an increase in the break load of the coir yarn sample which was coated with guar gum.

Natural dyes

Developed natural shades from plants like Bougainville, Hibiscus, Murikoodi (*Hemigraphis colorata*) and Vinca flower

Demonstrations:

- In order to popularize the MFEM, field demonstrations have been conducted using the mobile advertisement van for towing the MFEM for the extraction of coir fiber from coconut husk as per the request from farmers/SHGs/Entrepreneurs. The demonstrations were conducted at 29 places in the Alappuzha district and totally 1,97,000Nos. of husks have been defibered. A total number of 9750Nos. of husks were defibred at CCRI for an entrepreneur.
- Exhibited & demonstrated Anugraha, MFEM & Fully automatic Spinning machine at the venue of IITF
- MFEM (SWARNA) was sent to the venue of the Seminar organized by Coconut Development Board for the farmers at Tagore Auditorium, Tirumaradi, Koothattukulam on 25.09.2012 and 200Nos. of husks was extracted for demonstration. The Seminar was inaugurated by Hon'ble Minister for Civil Supplies of Kerala, Shri. Anoop Jacob.

- Demonstrations of Anupam loom, Anugraha loom and Mobile Fibre Extraction Machine has been carried out before 368 entrepreneurs at CCRI.
- 2Nos. of geotextile demonstration conducted at Chattisgarh & Patna
- The technology of Cocolawn has been successfully demonstrated at Central Drug Research Institute (CDRI), Lucknow.
- Demonstration of Anugraha loom, Anupam loom and MFEM has been done for 19 days w.e.f. 13.05.2012 at the Coir Utsav held at Santhigiri Ashramam (ie 19x3=57Nos.)
- MFEM has been demonstrated at Kannur & Pallakkad in connection with the NGOs Meeting taken by Hon'ble Chairman on 8th & 9th November 2012 respectively.

Training

Training on the technologies developed in the Department viz application of COIRRET for quality improvement of green husk fibre, Biochem treatment for enhancement of softness in coir fibre, composting of coir pith using PITHPLUS, treatment of coconut husk retting effluent, Cocolawn etc. were imparted to visitors from all over India. Power point presentations were made on the above R&D technologies to visitors from Sri Lanka and coir entrepreneurs / agriculturists from Andhra Pradesh & Tamil Nadu.

Human Resource Development

Facility was extended to 17 MSc students from different Universities for carrying out research projects on improvement of quality coir fibre and coir pith biodegradation as a part of their dissertation work.

The facility for testing of coir and coir products as per the following Indian Standards was extended to entrepreneurs

- IS 8391 - 1987 Specification for rubberized coir sheets for cushioning.
- IS 11060-1984 Specification for moulded rubberised coir cushioning
- IS 9308 (part 1 to 4) Specification for mechanically extracted coir fibre.

Visits of dignitaries:



- Hon'ble Secretary to Govt. of India had visited CCRI on 23.04.2012. He had first of all visited all the department of CCRI, NCT&DC & Hindustan Coir. Secretary had launched the first of its type in the world, the fully automatic spinning machine without core thread (cotton or polypropylene) which is normally used in the automatic spinning machines already available in the coir industry. This machine could spin about 30 kgs of yarn in a day and it can be operated with multiple rotors to enhance production and maintaining good quality, thickness and uniform twist. Secretary had mentioned that the machine needs to be converted into multiple rotor system and lauded the efforts made by the institute to develop this system of spinning with high productivity and quality right from the fibre to yarn.
- The Hon'ble Secretary had inaugurated the Natural Dyes Extraction Plant where he had mentioned that the relevance of getting Ecomark lies in applying natural colours in an eco-friendly way on coir which will be widely accepted in the western countries.
- Shri. Pranesh Maharaj, Chairman, St. Patrick Coconut Growers Co-Op. Society Ltd., Trinidad & Tobago had visited CCRI along with the officials from Coconut Development Board on 18.05.2012. He was taken to all the departments of CCRI and held detailed discussion with Joint Director (Res.) and other scientists of the institute.
- Delegates participating in the Cocotech meeting of APCC had visited all the departments of CCRI on 05.07.2012 and observed all technologies in association with Coconut Development Board.
- A 28 member delegation from South Africa headed by Ms. Elizabeth Thabethe, Deputy Minister, Trade & Industry, Republic of South Africa visited CCRI on 27th August 2012 and were appraised of the different research activities at the research institutes of Coir Board. The delegation members evinced keen interest in the research activities and in the diversified products developed using coir fibre.
- A presentation was made by the Director, R.D.T.E. before the Hon'ble Minister of MSME, Shri. Vayalar Ravi regarding the recent achievements of the research institutes of Coir Board. A few products developed by the institute were also displayed before the Hon'ble Minister of MSME.
- Dr. Renu.S. Parmar, Adviser (I&VSE), Planning Commission has visited CCRI on 23.02.2012. She has taken a meeting with Director, R.D.T.E. and other officials of Coir Board. She has visited all the departments in CCRI & Hindustan Coir.

**DETAILS OF REVENUE GENERATION**

During the period under report, the Board has earned revenue of Rs.2198185.50 through different extension activities as detailed below.

Sl No	Particulars	Qty	Rs. Ps	
			Rs.	Ps
1.	COIRRET sale from pilot scale laboratory	81Kg	3,240.00	
2.	Biochem	142Kg.	5,680.00	
3.	Pithplus sale from Pilot Scale Laboratory	3788.4Kg	1,95,190.00	
4.	C - POM	3409Kg	34,530.00	
5.	Service charges for testing of coir pith samples in the Pilot Scale Laboratory	232Nos.	5,35,739.00	
6.	Service charges for testing of rubberized coir/coir products, shade matching, bleaching etc.	228Nos.	3,62,430.50	
7.	Service charges for dyeing/drying	147550Kg	8,16,306.00	
8.	Conversion charges	4584Sq.M	53,057.00	
9.	Technology transfers	32 Nos.	74,171.00	
10.	Training programme	6	31,461.00	
11.	Human Resource Development	17Nos.	85,000.00	
12.	Others		1,381.00	
	Total		21,98,185.50	



CHAPTER - V

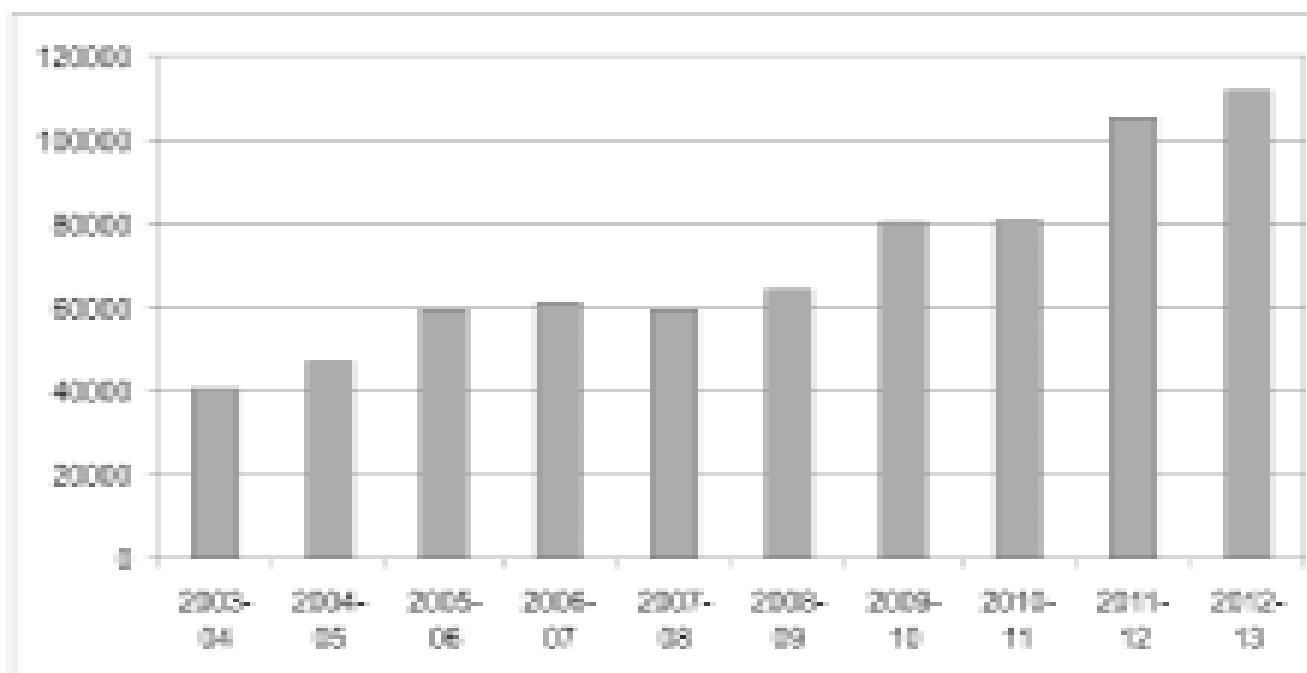
EXPORT PROMOTION

The export of coir and coir products from India for the year 2012-2013 reached an all time high level of 4,29,500.92 tonnes valued at Rs.1116.02 crores. This recorded an increase of 5% in quantity and a marginal increase of 6% in terms of value over the export achieved during 2011-2012. During 2011-2012, the export of coir and coir products was to the tune of 4,10,853.90 tonnes valued at Rs.1052.63 crores. The export during the year under report has achieved 124% of the target set forth at Rs.900 crores fixed by the Ministry of Micro Small & Medium Enterprises, Govt. of India, for coir and coir products for the year 2012-2013.

1. Export Trend in General

During the period April 2012 to March 2013 export of **Coir fibre, Tufted Mat and Coir pith** have shown an increase both in terms of quantity and value when compared to the previous year. The item such as **Coir Yarn, Handloom Mat, Powerloom Mat, Coir rugs and carpets, Coir Rope, Curled Coir, Rubberised Coir** and **Coir other sorts** have shown negative growth both in terms of quantity and value compared to the figures of the previous year. **Handloom matting and Geo textile** have shown decreases in terms of quantity and an increase in terms of value.

**EXPORT OF COIR & COIR PRODUCTS FROM INDIA
for the last 10 years, in terms of Value (Rs. in Lakhs)**





A table showing the item-wise export of coir and coir products from India during the period April 2012 to March 2013 and comparative figures for the previous is given below:

SUMMARY OF EXPORT OF COIR AND COIR PRODUCTS FROM INDIA APRIL 2012 -MARCH 2013

Quantity/MT

Value Rs.lakhs

Product Name	2011-2012		2012-2013		Growth %	
	QTY	VALUE	QTY	VALUE	QTY%	VALUE%
Coir Fibre	119684.54	20323.98	140692.93	20707.66	18	2
Coir Yarn	5562.87	3140.70	4202.31	2387.22	-24	-24
Handloom Mats	27656.17	23545.00	24150.93	22810.10	-13	-3
Powerloom mats	36.14	24.56	1.94	3.15	-95	-87
Tufted mat	33021.17	27745.26	37288.51	33572.91	13	21
Handloom Matting	1473.78	1582.83	1418.31	1702.76	-4	8
Powerloom Matting	0.00	0.00	0.00	0.00	0	0
Coir Geo-textile	3680.91	2433.12	3597.30	2628.74	-2	8
Coir Rugs & Carpet	191.00	185.55	94.83	133.37	-50	-28
Coir Rope	792.82	340.99	419.62	282.41	-47	-17
Curled Coir	11855.97	3171.30	8883.14	2112.46	-25	-33
Rubberized Coir	415.60	549.80	321.47	495.01	-23	-10
Coir Pith	206424.57	22150.70	208399.28	24727.61	1	12
Coir Other Sorts	58.36	68.75	30.37	39.32	-48	-43
Total	410853.90	105262.54	429500.92	111602.74	5	6

2. COMPOSITION OF EXPORT

Tufted mats constituted 8.68% in terms of quantity and 30.08% in terms of value during the period under review and it is one of the major items of coir product exported from India. Coir pith constituted 48.52% in quantity and 22.16% in value,

whereas Handloom mats constituted 5.62% in quantity and 20.44% in value. The table showing the composition of export of coir for the period April 2012 to March 2013 in quantity and value is given below:

Composition of Export (Share in %)

Name of the item	Apr2012-March 2013		April 11 - March 2012	
	Qty %	Value%	Qty %	Value %.
Tufted Mat	8.68	30.08	8.04	26.36
Coir Pith	48.52	22.16	50.24	21.04
Handloom Mats	5.62	20.44	6.73	22.37
Coir Fibre	32.76	18.55	29.13	19.31
Geo Textile	0.84	2.36	0.90	2.31
Coir Yarn	0.98	2.14	1.35	2.99
Curled Coir	2.07	1.89	2.89	3.01
Handloom Matting	0.33	1.53	0.36	1.50
Rubberised Coir	0.07	0.44	0.10	0.52
Coir Rope	0.10	0.25	0.19	0.32
Coir Rugs & Carpet	0.02	0.12	0.05	0.18
Coir Other Sorts	0.01	0.04	0.01	0.07
Powerloom Mat	0.00	0.00	0.01	0.02
Total	100.00	100.00	100	100



3. COMMODITY-WISE ANALYSIS

Among the items of export, the items which showed major increase in terms of per-centage growth in quantity and value and also declining trend are detailed below:-

INCREASE

COIR FIBRE:

Export of this item has increased from 119684.54 M.T to 140692.93 M.T in quantity (18%) and in terms of value it increased from Rs.20323.98 lakhs to 20707.66 lakhs (2%) when compared to the previous year.

TUFTED MAT:

Export of this item has increased from 33021.17 M.T to 37288.51M.T in quantity (13%) and increased from Rs.27745.26 lakhs to Rs.33572.91 lakhs (21%) in terms of value when compared to the previous year.

COIR PITH

Export of this item has increased from 206424.57 M.T to 208399.28 M.T in quantity (1%) and in terms of value it increased from Rs.22150.70 lakhs to 24727.61 lakhs (12%) when compared to the previous year.

HANDLOOM MATTING

Export of this item has decreased from 1473.78 M.T to 1418.31 M.T quantity (4%) and in terms of value it increased from Rs.1582.83 lakhs to Rs.1702.76 lakhs (8%) when compared to the previous year.

COIR GEO-TEXTILE:

Export of this item has decreased from 3680.91 M.T to 3597.30 M.T in quantity (2%) and increased from Rs.2433.12 lakhs to Rs.2628.74 lakhs (8%) in terms of value when compared to the previous year.

DECREASE

COIR YARN

Export of this item has decreased from 5562.87 M.T to 4202.31 M.T in quantity (24%) and in terms of value it decreased from Rs.3140.70 lakhs to Rs.2387.22 lakhs (24%) when compared to the

previous year.

HANDLOOM MAT

Export of this item has decreased from 27656.17 M.T to 24150.93 M.T in quantity (13%) and in terms of value it decreased from Rs.23545.00 lakhs to 22810.10 lakhs (3%) when compared to the previous year.

POWERLOOM MAT

Export of this item has decreased from 36.14 M.T. to 1.94 M.T in quantity (95%) and in terms of value it decreased from Rs. 24.56 lakhs to 3.15 lakhs (87%) when compared to the previous year.

COIR RUGS & CARPETS

Export of this item during 2012-13 has decreased from 191.00 M.T to 94.83 M.T in quantity (50%) and in terms of value it decreased from Rs.185.55 lakhs to 133.37 lakhs (28%) when compared to the previous year.

COIR ROPE:

Export of this item has decreased from 792.82 M.T to 419.62 M.T in quantity (47%) and in terms of value decreased from Rs. 340.99 lakhs to 282.41 lakhs (17%) when compared to the previous year

CURLED COIR:

Export of this item has decreased from 11855.97 M.T to 8883.14 M.T in quantity (25%) and in terms of value it decreased from Rs.3171.30 lakhs to 2112.46 lakhs (33%) when compared to the previous year.

RUBBERIZED COIR:

Export of this item has decreased from 415.60 M.T to 321.47 M.T in terms quantity (23%) and in terms of value it decreased from Rs. 549.80 lakhs to 495.01 lakhs (10%) in value when compared to the previous year.

COIR OTHER SORTS:

Export of this item has decreased from 58.36 M.T to 30.37 M.T in terms of quantity (48%) and decreased from Rs.68.75 lakhs to 39.32 lakhs in terms of value (43%) when compared to the previous year.



4. EXPORT DESTINATION.

During the period April 2012-March 2013, 112 countries imported coir and coir products from India. USA is the major importer of coir and coir products in terms of value with a share of 22.79%. China is the major importer of Coir fibre in terms of quantity with an overall share of 33.88%. The combined exports to EU countries viz. Netherlands, UK, Germany, Italy, Spain, France, Belgium, Denmark, Portugal, Finland, Sweden, Irish Republic, Austria and Greece is 26.05% in terms of quantity and 33.02% in terms of value. The other countries, which imported substantial quantities of

coir during the year under report, are South Korea, Australia, Russia, Canada, Brazil, and Japan.

4.1 The item-wise and destination-wise export of major coir items during the financial year 2012 - 13 and growth rate are furnished below:

4.2 COIR HANDLOOM MATS

Ninety eight countries have imported coir handloom mats from India during the year 2012 - 13 the important markets for coir handloom mats and the market share in terms of quantity and value and growth rate when compared to previous year are detailed below.

Sl. No.	Country	2012-13		Growth Rate	
		Qty %	Value %	Qty %	Value %
1	USA	34.78	39.68	9.65	12.24
2	U K	7.95	7.56	-17.70	-18.97
3	Australia	5.04	4.86	-4.54	-4.51
4	Germany	4.71	4.44	36.12	20.98
5	Netherlands	3.23	3.29	-35.91	-35.49

4.3 COIR TUFTED MATS

Eighty three countries have imported PVC tufted mats from India during the year 2012-2013. The major markets for PVC tufted mats and the market share in terms of quantity and value and growth rate when compared to previous year are detailed below.

Sl. No.	Country	2012-2013		Growth Rate	
		Qty %	Value %	Qty %	Value %
1	USA	30.39	31.19	-0.16	2.97
2	U K	15.94	15.08	2.70	1.00
3	Germany	11.45	12.24	42.05	39.88
4	Italy	7.10	6.63	3.95	-1.19
5	France	3.94	3.98	-13.78	-16.38



4.4 COIR YARN

Nineteen countries imported coir yarn from India during the year 2012-13. The leading markets for coir yarn and the market share in terms of quantity and value and growth rate when compared to previous year are detailed below.

Sl. No.	Country	2012-13		Growth Rate	
		Qty %	Value %	Qty %	Value %
1	Netherlands	29.31	34.51	-4.24	-5.08
2	Italy	15.67	14.33	-8.78	-17.02
3	USA	11.53	10.35	50.32	66.39
4	Belgium	8.61	9.09	17.62	21.36
5	Germany	5.78	7.92	19.91	39.44

4.5 COIR PITH

Seventy four countries have imported coir pith from India during the year 2012-2013. The important buyer countries for coir pith and the share in terms of quantity and value and growth rate when compared to previous year are as detailed below.

Sl. No.	Country	2012-13		Growth Rate	
		Qty %	Value %	Qty %	Value %
1	Netherlands	21.16	22.62	5.58	4.77
2	USA	24.43	20.13	55.11	43.99
3	South Korea	15.55	15.56	-33.85	-27.22
4	Spain	6.88	7.05	-2.96	1.43
5	U K	3.44	4.61	8.86	12.71

4.6 COIR HANDLOOM MATTING

Twenty five countries have imported coir handloom matting from India during the year 2012-2013. The important markets for coir handloom matting and the market share in terms of quantity and value and growth rate when compared to previous year are as under:

Sl. No.	Country	2012-13		Growth Rate	
		Qty %	Value %	Qty %	Value %
1	USA	39.26	33.22	4.77	9.06
2	U K	17.56	19.23	-19.70	-25.26
3	Germany	11.14	17.23	18.13	17.13
4	Japan	3.71	5.24	-30	-1.87
5	Netherlands	3.88	5.17	88.34	59.56



4.7 COIR GEOTEXTILES

Twenty five countries have imported coir geotextiles from India during the year 2012-2013. The important market for coir geotextiles and the share in terms of quantity and value and growth rate when compared to previous year are as detailed below.

Sl. No.	Country	2012-13		Growth Rate	
		Qty %	Value %	Qty %	Value %
1	USA	40.33	37.41	8.47	22.65
2	Japan	11.64	14.82	37.10	38.24
3	France	13.96	12.97	-11.25	-22.10
4	Australia	14.19	12.54	34.24	7.27
5	Germany	6.25	7.11	-4.87	-7.30

4.8 COIR RUGS & CARPETS

Twelve countries have imported coir rugs & carpet from India during the year 2012-2013. The important markets for coir rugs & carpet and the market share in terms of quantity and value and growth rate when compared to previous year are as detailed below.

Sl. No.	Country	2012-13		Growth Rate	
		Qty %	Value %	Qty %	Value %
1	USA	34.85	33.44	23.80	-4.56
2	U K	23.28	21.18	1527.97	928.15
3	Mexico	11.05	12.83	478.53	608.83
4	France	7.12	8.02	105.18	52.18
5	Japan	3.09	5.74	94.33	73.93

4.9 RUBBERISED COIR

Sixteen countries have imported rubberized Coir from India during the year 2012-2013. The important markets for rubberized coir and the share in terms of quantity and value and growth rate when compared to previous year are as detailed below:

Sl. No.	Country	2012-13		Growth Rate	
		Qty %	Value %	Qty %	Value %
1	Malaysia	21.75	24.29	96.29	96.52
2	Germany	20.57	17.92	-6.71	-20.56
3	USA	9.90	10.43	69.81	23.87
4	U K	10.28	9.99	10.06	-13.95
5	Hungary	11.29	9.70	33.13	28.13



4.10 COIR FIBRE

Seventeen countries have imported coir fibre from India during the year 2012-2013. The notable markets for coir fibre and the market share in terms of quantity and value and growth rate when compared to previous year are as detailed below.

Sl. No.	Country	2012-13		Growth Rate	
		Qty %	Value %	Qty %	Value %
1	Republic of China	97.91	97.29	0.60	-0.08
2	USA	.60	.83	22.44	56.60
3	Netherlands	.43	.68	30.30	74.35
4	Poland	.20	.28	33.33	40
5	Greece	.15	.19	36.36	58.33

4.11 COIR ROPE

Five countries have imported coir rope from India during the year 2012-2013. The major countries and their markets for coir rope and the share in terms of quantity and value and growth rate when compared to previous year are as detailed below.

Sl. No.	Country	2012-13		Growth Rate	
		Qty %	Value %	Qty %	Value %
1	France	82.99	87.71	89.47	23.04
2	Maldives	4.62	6.18	252.67	419.32
3	Republic of China	8.78	2.68	-73.09	-82.95
4	U A E	2.78	1.82	-	-
5	Germany	.83	1.61	-	-

4.12 COIR OTHER SORTS

Six countries have imported coir other sorts from India during the year 2012-2013. The details of leading markets for coir other sorts and the share in terms of quantity and value and growth rate when compared to previous year are as detailed below.

Sl. No.	Country	2012-13		Growth Rate	
		Qty %	Value %	Qty %	Value %
1	U K	40.88	48.13	96.25	86.91
2	Sweden	42.59	22.82	-	-
3	Italy	4.91	11.83	-	-
4	Belgium	5.87	9.04	100.34	116.78
5	USA	2.96	5.87	-75.33	-47.58



4.13 CURLED COIR

Seven countries have imported curled coir from India during the year 2012-2013. The markets for curled coir and the share in terms of quantity and value and growth rate when compared to previous year are as detailed below.

Sl. No.	Country	2012-13		Growth Rate	
		Qty %	Value %	Qty %	Value %
1	Russia	60.56	64.94	21.77	22.20
2	Republic of China	33.12	28.03	-16.21	-23.72
3	Poland	5.04	5.54	9.80	13.99
4	Germany	.68	.76	-73.01	-64.97
5	Hong Kong	.24	.28	-	-

4.14 POWERLOOM MATS

Two countries have imported Power loom mats from India during the year 2012-13. Their share in terms of quantity and value are detailed below. No export was recorded in respect of Lebanon during the previous year.

Sl. No.	Country	2012-13		Growth Rate	
		Qty %	Value %	Qty %	Value %
1	USA	51.16	54.40	597.95	578.30
2	Lebanon	48.84	45.60	-	-

Export Market Promotion

Export Promotion is one of the thrust areas being emphasized by Coir Board for the sustainable development of the Indian coir industry. Being a traditional and export oriented industry, any fluctuations in the export trend have a direct bearing on this industry. The major export promotional tools implemented by Coir Board in association with trade and industry are participation in international fairs in India and abroad on a focus - country/product basis, product promotion programmes, catalogue shows, international seminar and conferences, organizing workshops, undertaking publicity through specialized trade magazines, extending external market development assistance to exporters for various export promotion activities encouraging exports and export related activities by presenting national coir industry awards etc.

The Board is also extending statutory support such as grant of registration as exporter, issue of RCMC, issue of Certificate of Origin etc. in addition to facilitating the trading community on various aspects such as taxation, shipping, incentive schemes under the Foreign Trade Policy etc. All these efforts helped the coir industry to increase its global competitiveness overcoming the various demotivating factors such as economic turbulence in export markets like EU, cascading effects of global recession, fluctuation of trading currencies, voluminous nature of coir products and subsequent reduced loadability, compulsory transshipment even after operationalisation of ICTT at Vallarpadam, high freight rate, increased port charges, low unit value realization etc. The performance of the programmes along with physical achievements is furnished in the table below:



Sl. No.	Schemes	Details of Activities			
		Name of the event	Country	Duration	Officers Deputed
1	Participation in international fairs during 2012 - 13	National Hardware Show-2012	Las Vegas, USA	1-3 May, 2012	Prof. G Balachandran, Chairman, Coir Board
		GIFTEX World -2012	Tokyo, Japan	4-6 July, 2012	Prof. G Balachandran, Chairman, Coir Board
		Singapore Garden Festival - 2012	Singapore	7-15 July, 2012	Shri. C U Abraham, Accounts Manager
		Textil House South America - 2012	Sao Paulo, Brazil	25-28 August, 2012	Shri. K Viswanatha Menon, Research Officer
		Inter - Build Jordan Fair-2012	Amman, Jordan	11-14 September, 2012	Shri. M Kumaraswamy Pillai, Director (Mktg.)
		International Garden Leisure & Pet Care Exhibition - 2012	Birmingham, U K	17-19 September, 2012	Prof. G Balachandran, Chairman, Coir Board
		Inspire (Index) Exhibition - 2012	Dubai, UAE	24 - 27 Sep., 2012	Shri. V P Gopalakrishnan, Section Officer
		International Fair of Horticulture - 2012	Belgrade, Serbia	25-30 Sep., 2012	Dr. S Radhakrishnan, Scientific Assistant (Micro)
		Domotex Russia - 2012	Moscow, Russia	26-28 September, 2012	Prof. G Balachandran, Chairman, Coir Board
		International Horti Fair - 2012	Amsterdam, Netherlands	30 October - 2 Nov., 2012	Prof. G Balachandran, Chairman, Coir Board
		Domotex International Trade Fair - 2013	Hannover, Germany	12 - 15 January, 2013	Prof. G Balachandran, Chairman, Coir Board
2	Facilitating participation of Indian coir sector in exhibitions abroad	Name of the Event		Country	Duration
		Mega Show Part I, Hong Kong		Hong Kong	20 - 23 October, 2012
		Spring Fair, Birmingham		U K	5-8 February, 2013
		IECA Expo, San Diego, USA		USA	10-13 February, 2013
3	Catalogue Shows	Country		Duration	
		Buraidha, Arar & Asharquiya in Saudi Arabia		October, November, December, 2012	



4	Publicityabroad	Number of Publications			
		Generic ad blitz in specialized publication and production of promotional blow ups & posters and 12 customised brochures to educate on the end use applications of various Coir Products.			

5	External market development assistance scheme	Number of Exporters/ entrepreneurs availed assistance	Amount disbursed
		37	Rs. 31.52 Lakhs

6	Registration of exporters	Number of exporters registered during the year
		119 Nos.

7	Issue of certificate of origin under GSP	No. of GSPs	Qty.	Value
		2134	2,59,78,770.65 Kg.	Rs. 35992.26 lakh

8	Issue of RCMC	Number of exporters obtained RCMC during the year
		41 Nos.

Coir Industry Awards

Coir Industry Awards for the year 2011-12 were presented by the Hon'ble President of India, Shri. Pranab Kumar Mukherjee and Shri. K H Muniyappa, Hon'ble Union Minister of State for MSME (Independent Charge) in the presence of Prof. G Balachandran, Chairman, Coir Board at the National SSI Award function held at Vigyan Bhavan, New Delhi on 3 April, 2013. Coir Industry Awards for Excellent Performance in the fields of Export, Research & Development, Domestic Market Development, Co-Operative Sector, Largest Fresh Investment in Coir Sector, Best Performed Manufacturing Unit etc. were presented.

Revi Karunakaran Memorial Lecture and Best Workmen Award

As a part of the Coir Mini Show - 2013 organized by Board at Alleppey, Shri. Vayalar Ravi, Hon'ble Minister for Overseas Indian Affairs, Govt. Of India has delivered late Veteran Coir Industrialist Revi Karunakaran memorial lecture and presented Revi Karunakaran Memorial Best Workmen Award which was instituted jointly by Coir Board and the Karan Group of Companies. The award included trophy, certificate and cash award to ten best workmen in the Coir Sector.

Open House Meet

In order to provide a platform for the coir exporters to present their grievances before the



authority for suitable remedial action, an Open House Meet with the representatives of Cochin Port Trust, DP World, JDGFT & Customs organized by Coir Board on 25 March, 2013

Management Development Programmes (MDP)

Coir Board organized Management Development Programmes (MDP) on 'Export Management Skills for Coir Exporters' with a view to develop trade skills and professional competency among the participants and equip them to keep pace with the emerging global challenges. The training was imparted by eminent Professors of the Indian Institute of Foreign Trade (IIFT), New Delhi, which is an International Business School and Deemed University functioning under the administrative control of the Union Ministry of Commerce & Industry. The objective of the programme was to develop an integrated approach among the coir manufacturers and exporters towards enriching Export Management Skills to deal with the growing demand and changing tastes of the customers in the international markets. Reporting year Board had organized two such programmes during 3-5 January and 18-20 February, 2013 at Kochi and Bangalore respectively.

Facilitation of Exporting fraternity

Chairman and Officials of the Board participated in the Sectoral Review Meetings held by the DGFT on 29.11.2012 and presented the grievances and requirements of the Indian coir sector. As a result of the collective and synergized efforts, it became possible to get the following incentives for the coir sector under the Foreign Trade Policy of the Govt. of India and Duty Draw Back Scheme:

- Duty drawback of 1 - 4.7% to certain categories of coir products.
- Coir mats and mattings are eligible for 3.5% Duty Drawback.
- Duty scrip of 2% is available to products like coir fibre, curled coir, coir pith, coir yarn, coir geotextiles, coir cordages & ropes etc. under the Focus Product Scheme.
- 5% duty scrip was available for handmade coir floor coverings of Chapter 57 of the ITC (HS) Code Book under FPS with 2% bonus benefits.
- Duty credit scrip of 3% under the Focus Market Scheme of Ministry of Commerce, for all coir products exported to countries notified in Appendix 37C of the Handbook of Procedure Vol. I
- Coir mats and mattings with different types of backing materials are classified under Chapter 57 of ITC (HS) Code Book and hence the FPS benefits would be available to all handmade coir mats and mattings in Chapter 57 irrespective of the type of backing materials used.
- Coir Board has been empowered to certify coir items as handmade for availing the benefits under FPS.
- Interest subvention of 2% for export credit.

In addition, usual benefits like Duty Free Import of inputs and capital goods as per Advance Authorization Scheme, Duty Free Import Authorization (DFIA) Scheme, Export Promotion Capital Goods (EPCG) Scheme etc. are also available.



CHAPTER - VI

DOMESTIC MARKET DEVELOPMENT

In pursuance of Section 10(1) of Coir Industry Act 1953, Coir Board has been taking various measures for popularizing coir and coir goods and expanding the domestic market. Establishment and maintenance of Showroom and Sales Depots, participation in fairs and exhibitions within the country, providing Market Development Assistance to State supported organizations for enlarging marketing network, organizing generic publicity through press, television, website and radio and erection of hoardings are the measures taken by Coir Board towards achieving the objective.

Establishment & Maintenance of Showroom & Sales Depot/Support System for Showrooms including N E Region

Improving the marketing of coir fibre, coir yarn and coir products in India and elsewhere and preventing unfair competition is one of the major functions under Section 10 of the Coir Industry Act, 1953. As a part of regulating the above functions, during the period under report, Coir Board maintains 30 showrooms and Sales Depots and 2 Sub - Depots in the potential towns in the country which functions as sales outlets for helping the Small Scale Manufacturers/Co-operative Societies to market the coir products manufactured by them. Out of the 30 showroom and Sales Depots and 2 Sub-Depots, three of the Showrooms are in North Eastern States viz., Agarthala, Gangtok and Guwahati. Having reviewed the performance of Coir Bhavans/Sub Depots the showroom Ranchi has been closed during March 2013, and decided to re-locate to Navi Mumbai. The Showroom Gorakhpur was relocated to Mandi in Himachal Pradesh where no Showroom existed

It is worth mentioning that during the year 2012-13, the Board could achieve Rs.2102.75 lakhs against the overall sales target of Rs.2090.00 ie Rs.12.75 exceed the target fixed

A Statement of showroom wise Sales Target, Achievement of Sales & Percentage of Achievement for the year 2012-13 is enclosed as Annexure V

Appointment of Consignors

The coir goods being sold through Board's Showroom and Sales Depots are supplied by various Small Scale Manufacturers, Co-operative Societies, Government units etc. located in different parts of the country on consignment basis. Accordingly, a lumpsum commission of 15% towards sales promotional expenses on coir goods, 25% towards sales promotional expenses on Rubberized Coir Products and 5% Commission on Research products like coir pith, Garden articles etc. and also coir handicrafts products is realized when the payment of sales proceeds are effected to the consignors. Through the consignment system, the consignors will get ample opportunity to market their products all over India and also to improve their productivity and profits.

During the period under report, one new consignor was enrolled for consigning their coir products to various SR&SDs. Accordingly, the total number of registration of consignors at the end of 2012 - '13 stood at 130. The Directorate General of Supply & Disposal is the Nodal Agency of Govt. of India for purchase policy procedure. The Board has entered into a rate contract with the DGS&D under which various coir products can be procured by public sector undertakings & autonomous bodies, State Governments, Quasi Public Bodies etc. at RC rates without resorting to the usual purchase formalities. The RC rates are inclusive of 7% commission for the Coir Board to set off the additional expenditure involved in implementation of the scheme. During the period under report, coir and coir products worth Rs.44.57 lakhs has been sold through DGS&D and an amount of Rs.3.12 lakhs has been earned as 7% commission.



Participation in domestic exhibitions

Participation in important exhibitions helped to popularize and promote coir and coir products and thereby boost up the sales of coir products through various showrooms under the Board. This is a continuous programme which comes under the major head "Domestic Market Promotion" under Plan General. During the period under report Board had participated 153 exhibitions including 19 nos of exhibitions conducted at NE Region and an amount of Rs.446.71 lakhs has been incurred for participation of exhibitions.

Market Development Assistance (MDA) Scheme

The Market Development Assistance (MDA) Scheme has been introduced by the Coir Board w.e.f. 2000-2001 in lieu of the Rebate Scheme that was in operation in the Coir Sector till 1999-2000. The MDA is linked with the sales performance of the concerned beneficiary organization and aims at providing incentives for better performance. The objectives of the Scheme are the following :

- i) To promote the sale of coir and coir products manufactured by the Co-operatives and Public Sector Enterprises committed to payment of minimum wages and other obligatory benefits to the coir workers and thereby encouraging sustained production and better employment opportunities.

- ii) To provide financial support on a continuing basis round the year to the Co-operatives and Public Sector Enterprises who undertake market development programme in coir

Based on the SFC approval from the Ministry, the scheme is continued under the Board during the year 2012-13 on the existing guidelines of the MDA Scheme during the XII th Five Year Plan. Accordingly the Scheme, proposes to provide financial assistance to the Apex Co.Operative Societies, Public Sector Enterprises in the coir industry and Showroom and Sales Depots and Hindustan Coir under the Board. The MDA is granted @ 10% of their average annual sales turnover of the coir products including coir yarn and rubberized coir goods during the proceeding three financial years.

The assistance will be shared on 1:1 basis between the central government and the concerned State/Union Territory Government. As far as the MDA Scheme is concerned, there is no separate fund allocation under the head Market Development Assistance. Therefore, the disbursement of central share of MDA will be subject to the fund availability with Coir Board under the head "Plan General".

During the year 2012-13, the Board had disbursed an amount of Rs.95.56 lakhs towards MDA to the State Govts. as detailed below :

Sl.No.	State	(Rs. in lakhs)
1	Government of Tamil Nadu	58.61
2	Government of Karnataka	36.95
	Total	95.56



CHAPTER - VII

INDUSTRIAL DEVELOPMENT

The Coir Industry is a labour intensive and export oriented industry employing more than 7 lakhs persons. The decentralized operations in the coir industry without adequate training of spinners and weavers have been posing problems particularly for ensuring the desired level of quality in the ultimate products. Inferior quality may ultimately turnout to be detrimental to the concerned efforts towards overall development of the industry and also its survival, particularly it being a traditional product. Under the Skill Development Scheme different kinds of activities viz. Training Value Added Products manufacturing, Mahila Coir Yojana, Subsidy for distribution of Ratts, Entrepreneurial Development Programme, Quality Improvement Programme, Exposure Tour and Seminar are being undertaken by Coir Board through Regional Offices/Field Training Centers.

Development of Production Infrastructure Scheme (Financial Assistance)

The principal thrust of the Development of Production Infrastructure Scheme of the Ministry of MSME being implemented through the Coir Board, a statutory body under the administrative control of Ministry of MSME, is on development of infrastructure for the sustainable development of coir sector. The scheme envisages provision of financial assistance for setting up new coir units and modernization of existing units for the sustainable growth of the coir sector. Due to the extension of coconut cultivation to non-traditional coconut producing states, coir industry also expanded its activities to such states with the assistance of the Coir Board for development of infrastructure for setting of coir units.

The scheme is in operation since 7th Five Year Plan and the scheme was revised during 11th Plan period and quantum of assistance has been increased. Coir Board, Kochi is the Nodal Agency. The scheme is being implemented through the Regional/Sub-Regional Offices of the Coir Board

in association with District Industries Centers (DIC's) of the respective State. The scheme will be monitored by Ministry of Micro, Small and Medium Enterprise (MSME).

Disbursal of Subsidy will be ensured by the Coir Board within a period of three months from the date of receipt of eligible applicant who meet the requirements stipulated as per the operational guidelines of the scheme. All new coir processing units registered with Coir Board under Coir Industry (Registration) Rules, 2008 and registered with the DIC of the region of the entire coir sector of the country with project cost exceeding Rs.5 lakhs each are eligible for assistance under the scheme. Subsidy will be provided @ 25% of the project cost subject to a maximum of Rs.6 lakhs for setting up of Coir Fibre Extraction Unit, Rs. 4 lakhs for Automatic Spinning Unit and Rs. 5 lakhs for others, including Coir Pith Unit. For a composite or a Multiple Unit, the maximum monetary ceiling of assistance would be Rs. 9 lakhs. A unit which has availed financial assistance would be eligible for financial assistance under modernization only after successful running of the unit for a minimum period of 3 years. The assistance under modernization scheme will be limited to the new work sheds that are to be put up and new equipments for the unit.

During 2012-13, financial assistance has been released to coir units. The state-wise details are given below:

Name of State	No.of units	Amount Released (Rs.) in lakhs
Tamil Nadu	26	85.47
Kerala	01	1.38
Karnataka	01	4.42
Andhra Pradesh	01	2.35
Total	29	93.62



CHAPTER - VIII

TRAINING

Skilled manpower development through "Training" is one of the major activities of the Board. The Board is having the following training institutions to impart training in coir processing and manufacture of value added products.

- 1) National Coir Training & Design Centre, Kalavoor, Alleppey.
- 2) Regional Extension Centre, Thanjavur.
- 3) Training is being imparted through the Field Training centers of Regional Offices at Pollachi in Tamil Nadu, Bangalore in Karnataka, Rajahmundry in Andhra Pradesh and Bhubaneswar in Orissa, Trivandrum in Kerala, Sub Regional Offices in Kolkata, Guwahati, Kannur and Singampuneri.

The Board continued to conduct training programmes during the year 2012-13. Trainees attending regular training courses are eligible for a stipend @ Rs.750/- per month. Hostel facilities are available in the National Coir Training & Design Centre, Kalavoor, Alleppey.

During the year 2012-13, the Board has imparted training to 18,721 Coir Artisans in spinning of Coir Yarn & value added products manufacturing. The state-wise details of training conducted are as follows:

State	Year 2012-13	
	Training in VAP	Training in M C Y
Odisha	2080	2720
Andhra Pradesh	1260	1240
Tamil Nadu	2677	1348
N E	245	460
Karnataka	1485	570
Kerala	1212	840
West Bengal	1005	960
Pondicherry	116	83
Gujarat	225	60
Maharashtra	30	105
Goa	0	0
Lakshadweep	0	0
Sub Total	10335	8386
Grand total	18721	

As per the guidelines issued by the Ministry the stipend to trainee has been paid to the tune of Rs.750/- per month. An amount of Rs.250/- per head per month is being paid as institutional expenses to sponsoring agency to meet the operational cost of the training including raw material, power charges and other incidental expenses. An amount of Rs. 5,000/- per month is being reimbursed to the trainers as honorarium.



Mahila Coir Yojana

The scheme is intended to provide self employment to rural women artisans in coir producing regions. Over the last two decades, production of coir fibre has substantially increased in India. Conversion of coir fibre into yarn on motorized ratts in rural households provides scope for large scale employment, improvement in productivity and quality of coir fibre, better working conditions and higher - income which ultimately leads to the improvement of standard of living of rural woman artisans. The scheme envisages distribution of motorized ratts/ motorized traditional ratts in the ratio of 40:60 respectively for spinning coir yarn to trained women artisans. Not more than one artisan per household would be eligible to receive assistance under the scheme.

The state wise details of Motorized ratts (MR)/ Motorized Traditional Ratts (MTR) distributed under Mahila Coir Yojana and the subsidy amount allotted by the board during the year 2012-13 is as follows:

State	MR / MTR
Kerala	118
Tamil Nadu	76
West Bengal	80
TOTAL	274

National Coir Training & Design centre

The National Coir Training & Design Centre was established in 1965. Training programmes for various cadres are being conducted at this Institute. The regular training courses being conducted at this Institute are as follows:

- 1) Advanced training course(one year)
- 2) Artisans' training course (six months)
- 3) Training in motorized ratt spinning under Mahila Coir Yojana (two months)
- 4) Training in motorized traditional ratt spinning (five days).
- 5) Training in Coir Handi Craft and Coir Ornaments (2 months).

The details of candidates trained under regular training programmes/short term training programme/on various coir processing activities through NCT&DC during 2012-13 are as follows:

Sl.No	Details of Training	No.of persons Trained
1	Advanced training course	24
2	Artisans training course	20

In addition to the above training programmes, the activities of the Training Institute extended to other different fields of which the following deserve worth mentioning.

- 1) Extension of technological assistance in the manufactures of coir products to the coir industry.
- 2) Conduct of training in the manufacture of frame mats.
- 3) Trainers training course in Weaving Geo-textiles on Anugraha Loom.
- 4) Trainers training course in coir Handicrafts items.
- 5) Training in manufacturing Coir Handicrafts and Coir Ornaments.



CHAPTER - IX

WELFARE MEASURES

COIR BOARD COIR WORKERS' GROUP PERSONAL ACCIDENT INSURANCE SCHEME.

Coir Workers Group Personal Accident Insurance Scheme

During the year 2012-13 the Board had renewed the Coir Workers Group Personal Accident Insurance Scheme with HDFC, Bangalore for a period of six months from 11-02-2013 to 10-08-2013 and an amount of Rs.11,65,725/- has been paid to the Insurance company towards premium for coir workers for six months.

During the above period the Board has received one claim and an amount of Rs.50,000/- has been disbursed to the nominees of the deceased coir worker as compensation under the Coir Board Coir Workers Group Personal Accident Insurance Scheme.



CHAPTER - X

**SCHEME FOR REJUVENATION, MODERNISATION
AND TECHNOLOGY UP GRADATION OF COIR
INDUSTRY (REMOT)****SCHEME OF REJUVENATION,
MODERNISATION AND TECHNOLOGY UP-
GRADATION OF COIR INDUSTRY (REMOT
SCHEME).**

The Ministry of MSME, Government of India has approved the Rejuvenation, Modernisation and Technology Upgradation of the Coir Industry (REMOT) scheme during the XI Plan period. The main objective of the Scheme among other things is to provide more employment opportunities for women in the rural sector for gender employment and to contribute to inclusive growth of vulnerable sections of beneficiaries especially those belonging to Scheduled Castes (SC), Scheduled Tribes (ST) and North Eastern Region (NER). Therefore, the Scheme would provide more employment opportunities for women in the rural sector for gender empowerment.

The individual outlay for spinning unit is Rs.2

lakhs and tiny household unit is Rs.5 lakhs. The pattern of assistance under the scheme is 40% of the project cost as Government of India grant/subsidy, 55% as term loan by bank and 5 % as beneficiary contribution. The loan would be covered under Credit Guarantee Trust Fund Scheme under Office of the Development Commissioner, Ministry of MSME. The guarantee fee for the coverage will be borne by the beneficiary or the Bank. The term loan would be without collateral/third party guarantee. For implementing the REMOT Scheme 16 banks were executed MoU with the Board.

During the year 2012-13, an amount of Rs.792.88 lakhs has been released to the designated banks in the state of Kerala, Tamilnadu, Karnataka, Orissa, Andhra Pradesh and West Bengal for assisting units under REMOT Scheme.

State wise units assisted are as given below:

DETAILS OF UNITS ASSISTED DURING THE YEAR 2012-13					
Sl.No.	Name of state	No. of Spinning units assisted	No. of Tiny units assisted	Total unit	Subsidy release (Rs. in lakhs)
1	Kerala	714	37	751	356.18
2	Tamilnadu	0	47	47	90.84
3	Karnataka	1	25	26	48.26
4	Andhrapradesh	0	91	91	180.40
5	Orissa	4	47	51	97.20
6	West Bengal		10	10	20.00
	Total	719	257	976	792.88



As per the decision of the 4th High Level Apex Committee meeting held on 20-10-2011, Coir Board had empanelled 39 machinery manufacturers for supply of 66 machineries under Remot Scheme. The 5th High Level Apex Committee meeting held on 17-12-2012 has directed that empanelment should be a continuous process, so that more and more eligible and willing manufactures are empanelled (as per due proceeds). Therefore, Coir Board is continuing the empanelment process.

M/s. Datamation Pvt. Ltd, New Delhi has been entrusted for conducting the Mid term evaluation study of the implementation of the Remot Scheme. The final report of the study has been submitted to the Ministry, for consideration and approval. Based on the study the Board prepared SFC proposal for continuing the Scheme during XII Plan period and the same is under the consideration of Ministry.



CHAPTER - XI

HINDUSTAN COIR

The Indian Coir Industry has been traditionally a cottage industry confined to handloom sector. In order to meet the challenge from the competing countries in the world market, the Government of India has decided to introduce mechanization in the Coir Industry in a phased manner. Accordingly, it was decided to mechanize one third portion of the production of coir mattings. As a part of this decision, the Hindustan Coir was established in the year 1969 with 5 imported power looms and 58 workers. Subsequently one more loom was installed and the number of loom was increased to six. Two shift system was adopted for the production. Subsequently the number of employees was reduced to 38 but the two shift system was continued. Since 2009-2010, the single shift system was introduced with 26 employees and attaining the optimum production. The staff strength has gradually been decreased and number of employees at present is 9.

Hindustan Coir has been engaged in the production of quality power loom matting using the existing infrastructure available at the unit especially the looms which were imported 44 years back. It is performing almost well due to the timely overhauling and proper maintenance. Most of the spare parts of the looms have been replaced with indigenous spares. The Mechanical Staff in the factory are capable to manage all types of mechanical problems of the machineries. The unit had been running with shortage of working capital and lack of marketing strategies during the last few years. During the period under report the working capital position has been improved by the sales of mattings through Coir Board Showrooms and Hindustan Coir Sales Outlet. During the period under report the factory has faced acute shortage of quality coir yarn. This has resulted in decrease in the production.

Production

Hindustan Coir produces coir matting in several attractive patterns with various colour schemes. At present only 5 looms are put to operation for production. During the year 2012-2013 the factory could produce 1.09 lakhs Sq.mtrs of mattings valued at Rs.309.06 lakhs as against a total quantity of 1.33 lakhs Sq. Mtrs. valued at Rs.378.18 lakhs during the corresponding period of the previous year. During the year 2012-2013, the Hindustan Coir has got two bulk orders for coir mattings from Chennai. Cut bits and old matting pieces were converted into Rubber backed and moulded mats and started marketing through the sales outlet of Hindustan Coir and also through the Coir Board Showrooms.

Quality Control

The quality of coir matting is ensured by adopting strict quality control measures. Head Jobman/Supervisors are posted in the factory for inspection and checking of the quality of matting. All effort attention is being paid to the manufacturing process of mattings. Each lot of dyestuff and chemicals used for dyeing and bleaching of coir yarn were tested to ensure its quality and strength of the dyestuff. The power loom matting from Hindustan Coir is gaining popularity in major cities and towns in India only because of its quality.

Marketing

During the period under report, a total quantity of 1.16 lakhs Sq. Mtrs. Of mattings valued at Rs.328.28 lakhs were dispatched to different Show Rooms of the Board on consignment as against a total quantity of 1.17 lakhs Sq. Mtrs. valuing Rs.331.11 lakhs during the corresponding period of the previous year. The major portion of



the matting produced in Hindustan Coir were sold through the Show Rooms of the Coir Board all over India. Around 20 % of the total sales are effected at Hindustan Coir Sales out let as factory sales. There is good demand for the mattings produced at Hindustan Coir since it stands for quality. Hindustan Coir mattings constitutes more than 30% of the total sales of the Board's Showrooms. In order to boost up the sales, Hindustan Coir has set up the Sales Outlet in its premises near the National Highway 47.

Hindustan Coir registers profit

During the year 2012-2013, Hindustan Coir mattings worth Rs.310.74 lakhs were sold through Coir Bhavans of the Board as against the sales of Rs.317.24 lakhs during the corresponding period of last year. In addition to above, matting worth Rs.60.75 lakhs were sold directly from the factory during the period under report against the sale of Rs.16.37 lakhs during the corresponding period of the last year. Thus the total sales of Hindustan Coir during the year under report was Rs.371.49 lakhs as against the sale of Rs.333.61 lakhs during the previous year.



CHAPTER - XII

QUALITY IMPROVEMENT

Quality Improvement Programme

Quality Improvement Programmes were undertaken by the Board for improving the quality for the products produced by the coir industry. The sustainability of the demand for the products produced by the coir industry depends largely on the quality of the products both in the domestic and international markets. The Quality improvement programmes were organized by Coir Board on a regular basis in the traditional export oriented sector and other areas viz. automatic coir yarn spinning sector, Coir pith processing sector, product manufacturing sector and other coir processing sector in all the major coir producing centers of the country.

The details for conducting QIPs are given below:

- (i) QIP will be organized by the Regional/Sub-regional Officers of Coir Board at places where industry has already taken root.
- (ii) The programme will include technical sessions, practical demonstrations, workshop, seminar, etc. The duration of the programme will be three days.
- (iii) The workers will be paid an honorarium at the uniform rate of Rs.50/- per day against loss of their wages for the days.
- (iv) Expenditure for conducting each QIP will be limited to Rs.20000/-.

The expert spinners and other technical officers of the Board conduct the Quality Camps. During the year 2012-13, 61 quality camps were conducted.

Entrepreneurship Development Programme

The EDPs are conducting for the benefits of entrepreneurs in the coir sector. This is being done through engaging Professional agency, which has expertise in the field of coir activity. For fulfilling this activity Board will enter into an agreement with the agency for organizing the EDPs. The agency

shall invite prospective entrepreneurs through regional level press advertisement. The agency will outsource faculty for conducting technical session as per the norms prescribed by Coir Board. A field visit to a nearby coir processing centre will be organized at the end of the EDP funded with 50% assistance on traveling expenses. The duration of the EDP will be 3 days covering the following sessions:

- a Entrepreneur Motivation
- b Setting up of industry
- c Coir Based industries
- d Mobilization of Finance and Finance Management
- e Domestic Market requirements
- f Salesmanship
- g Industrial Rules and Regulations
- h Consortium approach and cluster networking in coir
- i Project preparation and cost analysis
- j Zero wastage concept in coir industry
- k Export Market Analysis
- l Personality Development and Confidence Building Experience
- m. Awareness of Schemes implemented by Coir Board and Ministry of MS & ME viz. PMEGP, RGUMY, DPI, etc

During the year 2012-13, 59 EDPs were conducted in the area of coir industry.

Seminar and Workshop.

Coir Board has conducted 26 National Seminar and 67 workshops in various states through Board's Regional / Sub Regional Offices during the year 2012-13 to disseminate the schemes implemented by the Board to coir entrepreneurs. During the Seminar/Workshop the outcome of the R&D



activities of the Board were disseminated to the trade and industry. The problems faced by the trade and industry were discussed and solutions were recommended to the authorities concerned for solving the issues.

Exposure Tour and Awareness Programmes

Exposure tours are organized for the benefit of prospective entrepreneurs and artisans of coir processing centers to visit other coir producing

centers engaged in the production of value added products and the functioning of the unit engaged in the coir industry. During the year 2012-13, 32 exposure tours were conducted and 84 Awareness Programme has also been organized for the general public of the non - traditional coconut producing states for creating awareness among prospective entrepreneurs to set up coir based units for optimum utilization of coconut husk available in the country.

Activity	Physical (in number)	Financial (in lakh)
Training in value added products	10335	258.38
Training in Mahila Coir Yojana	8386	209.65
Entrepreneurship Development Programme	59	35.40
Quality Improvement Programme	61	12.20
Workshop	67	33.50
National Seminar	26	52.00
Awareness Programme	84	21.84
Exposure Tour	32	24.00
	Total	646.97

STATE-WISE PHYSICAL ACHIEVEMENT DURING 2012-13



	०००	०००००	० ० ०	० ०००० ००००	० ००००० ०००००	० ० ०	० ० ० ०००	० ०	० ०००००	० ०००००	००००	० ००० ०००	० ० ० ० ००००	०००००
००००००००००० ०	००० ***	००००० *****	०००० ***	०००० ***	००००० ***	० ० ०	० ० ० ***	० ०	० ००००० ***	० ००००० ***	०००००	० ०००० ०००	० ० ० ० ००००	००००० ***
००००००००००० ० ०	००० ***	००००० *****	०००० ***	०००० ***	००००० ***	० ० ०	० ० ० ***	० ०	० ००००० ***	० ००००० ***	०००००	० ०००० ०००	० ० ० ० ००००	००००० ***
० ० ०	००० ***	०० **	० *	०० *	० *	०	० *	०	०० *	०० *	००	० *	०० *	०० *
० ००	००० ***	०० *	० *	०० *	० *	०	० *	०	०० **	०० **	००	० *	०० *	०० **
००० ००००	००० ***	० *	०	० *	० *	०	० *	०	०० *	०० *	००	० *	०० *	०० **
० ००००००००	००० ***	०० *	०	० *	० *	०	० *	०	०० **	०० **	००	० *	०० *	०० **
० ० ००००००००० ० ०	००० ***	०० *	० *	० *	० *	०	० *	०	०० **	०० **	००	० *	०० *	०० **
००००००००००	००० ***	० **		० *		०		० *	० *	० *		० *	० *	० **



CHAPTER - XIII

ECONOMIC RESEARCH STATISTICS

The Economic Market Research Wing concentrates on the matters relating to excise duty, taxes, logistics, freight credit flow requirement for coir industry and HRD training. The Economic & Research Department will serve as a support function for other departments of Coir Board viz. Domestic Market Function, Export Market Promotion, Trade Information System, Publicity, Research & Development etc. This Section will carry out research activities with the assistance of the other departments and provide timely information that would form the basic data for formulating strategy and planning of the Board.

The Section also collect the details of entrepreneurs in the coir sector, takes up the issues like Tax/VAT etc with the Customs, State

Governments and the Central Govt. as and when required

Market Prices of Coir Fibre

Coir Fibre is extracted from the husk of coconut. There are two types of fibre, viz; white fibre and brown fibre. White fibre (retted coir fibre) is extracted from green natural coconut husks after retting in flowing, circulating or changed water for a period of minimum three months. The unretted fibre is also known as white fibre which is made out of precrushed husks the retting period could be reduced suitably. Brown Fibre is mechanically extracted from the dry husks of matured and ripe coconut after soaking these husks in water. The fibre shall be reasonably free from moisture and impurities.

The price of coir fibre (retted & unretted) in Alleppey market as on 31st March 2013 is shown below:

WHOLE SALE PRICES OF COIR FIBRE

Month	Unit	Basic price (Excluding central excise duty)	
		Brown Fibre (Rs.)	White Fibre (Rs.)
April, 2012	1Kg	10.00	15.00
May, 2012	1Kg	11.00	15.00
June, 2012	1Kg	12.00	16.00
July, 2012	1 Kg	10.00	14.00
August, 2012	1 Kg	10.00	14.00
September, 2012	1 Kg	9.50	13.00
October, 2012	1 Kg	10.00	14.00
November, 2012	1 Kg	11.00	13.00
December, 2012	1 Kg	12.00	14.00
January, 2013	1 Kg	11.00	13.00
February, 2013	1 Kg	12.00	15.00
March, 2013	1 Kg	10.00	17.00



CHAPTER - XIV

MARKETING AND PUBLICITY

One of the major activities of the Board is to give ample publicity for the popularization of coir and coir products for domestic market development, schemes of Board's etc. through various publicity measures like print and electronic media, hoardings, scroller sign boards etc. The total expenditure incurred during the year 2012-2013 was Rs.210.13 lakhs. The following are the major publicity programmes implemented by the Board during the period under report.

Television / Radio Publicity

The board is utilizing the opportunities in this area for telecasting advertisements through Doordarsan and other major channels. Now a days television is the most effective media for publicity. Considering the wide reach and rate competitiveness, Board also carried out publicity through AIR.

Two programmes Sponsorship was given for AIR, Trivandrum. During the festival seasons advertisements were also released in TV channels at DAVP rates. In connection with the International Coir Tech Expo 2012 also advertisements were released through TV channels, Radio, FM Radio etc.

An expenditure of Rs. 24.89 lakhs was incurred under this head during the year up to 31st March 2013.

Spot Publicity/Sales Campaign

Special publicity programmes were arranged in connection with sales campaign during festival seasons. The Managers of Coir Board Showroom & Sales Depot were allowed to release advertisements in local newspapers and television channels scroller ads. in TV and to print and distribute pamphlets, hand bills etc. during the discount period/festival season. Banners were also displayed in the Showroom premises and vantage points in the cities. An amount of Rs.12.45 lakhs

was expended for this purpose upto during 2012 - 13.

Press/Casual advertisements

Advertisements were released in leading national/regional dailies magazines important publications in English, vernacular and official languages. In addition to this, the Board has also undertaken event based publicity during the occasion of International Coir Tech Expo 2012, IITF New Delhi Onam, Deepavali etc.

The expenditure incurred in this regard during 2012-13 was Rs.106.64 lakhs.

Printing of Publicity Materials/Hoardings/Coir News/Photoshoot

Printing and distribution of Publicity literature is an important programme of the Board. The publicity brochures and pamphlets are printed in English, Hindi and in all regional languages and distributed to the general public and stakeholders for their information. Further, the Board is publishing Coir News every month to disseminate the information on the R&D activities/ achievements of the Board, statistics on exports and other major interventions of the Board for the development of the industry.

In order to popularize the newly developed mobile defibering machine " Swarna", in teh field on an experimental basis a van was hired for towing the machine to coir producing areas in Alappuzha District. The mobile defibering unit will go to the areas where coir husk is collected and demonstrate the defibering activities. The mobile van also displays hoardings showing the new coir products developed by the Board's research institutes.

During the period under report the Board has also put up advertisements on the panels inside the trains of DMRC and DMRC platforms.



A total amount of Rs.48.04 lakhs has incurred towards research purpose during 2012-13.

Publicity in North Eastern Region

In order to give more thrust for the development of coir industry in the North Eastern Region of the country and to attract more people towards the industry, the Board resorted to provide various types of publicity through print and electronic media. Advertisements in leading dailies display of advertisements during festivals like Deepavali etc., have also been carried out in NER.

An amount of Rs.18.11 lakhs was utilised for publicity in North Eastern Region during 2012-13.

Membership with other organizations/subscription to periodicals, Postage & Telegramme/General expenses.

The Board as part of its activities has to take membership with other organization like Indian Institute of Foreign Trade, Federation of Indian Export Organization, Kerala State Productivity Council, Kerala Management Association, All India Shippers Council, International Erosion Control Association, USA etc as the meetings organized by these Organizations act as a platform for dissemination of information. The Board's officers are regularly being invited by the organizations concerned to attend their meetings/seminars etc.



CHAPTER - XV

**DEVELOPMENT OF COIR INDUSTRY IN NORTH
EASTERN REGION****DEVELOPMENT OF COIR INDUSTRY IN NORTH EASTERN REGION**

The North East Region consists of seven states of Arunachal Pradesh, Assam, Manipur, Meghalaya, Mizoram, Nagaland, Tripura and Sikkim. This region, in spite of having excellent potential for economic development has remained under developed, due to various reasons. In order to aggregate the region with the other parts of the country Government of India has taken more efforts to boost up the sale of coir products in that region. In view of this the Board is implementing various programmes for the skill development of artisans and for making them aware of quality in production

and seeking new awareness for a self development and self supporting in the coconut producing states of North Eastern Region viz, Assam and Tripura. An amount of Rs.380 lakhs was ear-marked specifically by the Ministry of MS&ME for the implementation of various activities in the NE regional during the year 2012-13.

The Board had participated exhibitions/fairs to give maximum publicity for the use of coir and coir products. The expenditure incurred for various activities undertaken by the Board in NE Regional are given below:

Sl.No.	Activities undertaken	Amount utilized during 2012-13. (Rs. in lakhs)
1	Skill Development-Training, EDP, Workshop, Seminars etc	26.97
2	Exhibition/Fairs	49.65
3	Publicity Programmes	18.11
	Total	94.73



CHAPTER- XVI

SCHEME OF FUND FOR REGENERATION OF TRADITIONAL INDUSTRIES (SFURTI)

The Ministry of Micro, Small and Medium Enterprises, Government of India has approved a Scheme of Fund for Regeneration of Traditional Industries (SFURTI) with a view to make the traditional industries more competitive with market driven, productive, profitable and sustained employment for artisans and rural entrepreneurs. A total amount of Rs.20 crores has been allotted by the Ministry of MSME for Coir sector under this scheme during the year 2005-06. In the Coir sector, 25 clusters have been identified for implementation of the scheme in different Coir producing States/UTs with the concurrence of States/UTs concerned. An amount of Rs.76.92 lakhs has been allotted for

each Cluster for providing forward and backward linkages. The Coir Board continued to function as the Nodal Agency for the implementation of the scheme during 2012-13 also. The scheme was being implemented by the Board through the Implementing Agencies engaged for each cluster. The scheme envisages setting up of Common Facility Centres, Capacity building measures, Product development and design intervention centres and Market promotion assistance including setting up of outlets in the selected coir clusters. The duration of the scheme was for five years i.e. from 2005-06. The list of Coir clusters where SFURTI was implemented is given below:

Sl. No.	State	Cluster
1	Kerala	1. Chirayinkeezhu
		2. Beypore
		3. Mangad
		4. Vaikom
		5. Palakkad
2	Tamilnadu	1. Salem
		2. Singampuneri
		3. Periyakulam
		4. Gudiyatham
		5. Pattukkotai
		6. Cuddalore
3	Karnataka	1. Hassan
		2. Chennapatna
		3. Gubbi
		4. Arsikere
4	Andhra Pradesh	1. Rajahmundry
		2. Srikakulam
5	Orissa	1. Sakhigopal



		2. Alanahat
6	U T of Lakshadweep	Androth
7	Puducherry	Puducherry
8	West Bengal	Dhancheberia
9	Assam	Manas
10	U T of Andaman & Nicobar Islands	Rangath-Middle Andaman
11	Tripura	Indranagar

Achievements

In the following 20 clusters Common Facility Centres have been inaugurated and started Production activities.

- Tamil Nadu - Salem, Singampuneri, Periyakulam, Gudhiyatham, Pattukkottai, Cuddalore
- Andhra Pradesh - Rajahmundry and Srikakulam
- Kerala- Mangad, Chirayinkeezhu, Vaikom and Beypore, Palakkad
- Karnataka - Chennapatana, Arsikere, Gubbi, Hassan
- West Bengal - Dhanjebheria
- Assam - Manas
- Tripura - Indira Nagar

CFCs of remaining Clusters are in various stages of completion.

Continuance of SFURTI during XIIth Plan

An evaluation study of the implementation of the

scheme in Coir Sector was conducted by an independent agency M/s. Datamation Consultants Pvt.Ltd, New Delhi, so as to assess the impact of the scheme implemented during the 11th Five Year Plan. The evaluation study recommended for continuation of the scheme for the 12th Five Year Plan with suggestions for greater intervention from Coir Board and allocation of more funds for setting of CFCs in tune with the technology Upgradation and modernization needed for the Coir Industry. The Ministry has accorded sanction for continuance of SFURTI during the 12th plan period.

The Ministry of MSME has accordingly given 'in principle' approval for implementation of SFURTI in 21 clusters during the 12th Five Year Plan. These proposals were submitted to the Ministry in prescribed format with the approval and recommendation of concerned State Govts. for implementation during the 12th Five Year Plan period. The Board has taken action for conducting diagnostic study of these clusters from the Agencies duly approved and empanelled by the Scheme Steering Committee.



Clusters for which in principle approval has been sanctioned by the Government for implementation during the 12th Plan Period

Sl.No.	State	Name of Cluster
1	Kerala	Kannur
2		Haripad
3		Thrissur
4	Tamilnadu	Ethamozhy, Kanyakumari
5		Pollachi, Coimbatore
6		Dindigul
7		Aranthangi, Pudukkottai Dist.
8		Krishnagiri
9		Dharmapuri
10		Tiruppur
11		Tirunelveli
12		Madurai
13	Andra Pradesh	Visakhapatnam
14		West Godavari
15		Vizianagaram
16		Chittoor
17	West Bengal	Shyampur, Howrah Dist.
18	Assam	Chitralkha, Kaliabor, Nagon Dist.
19	Tripura	Telimaura
20		Dharmanagar
21		Agartala

The main goals achieved by implementation of SFURTI are given below:

- Minimum 500 Nos. of employment generated in each cluster
- Network creation among cluster Stakeholders
- Establishment of Market outlets in some clusters
- Market tie up with Marketing Agencies
- Consortiums and Associations formed
- Special Purpose Vehicle were formed for the management of CFC
- Technology upgradations, increasing productivity and quality
- The wages increased substantially by the introduction of the SFURTI Scheme in coir sector
- Implementation of SFURTI scheme in coir sector has benefited the coir units to function with full capacity which led to increased production and enhanced revenue earnings.



CHAPTER- XVII

**ACTIVITIES AND POLICY DECISIONS FOR
IMPLEMENTATION OF THE PERSONS WITH
DISABILITIES ACT 1995**

An Insurance Scheme has been introduced for coir workers with effect from 01.12.1998 under the Welfare Measures Scheme, for the benefit of coir workers who become disabled. The Board is renewing the Group Personal

Accident Insurance Scheme in every year. The details of category wise employees with disabilities in Group A, B, C, D as on 31st March 2011 are given below:

Staff Position in Coir Board as on 31.03.2013 except Hindustan Coir

Category	Total	Women	O B C	SC	ST	P H	Ex-Service
Group A	23	5	7	4	4	-	-
Group B	91	29	27	9	8	7	2
Group C	238	28	81	48	17	5	2
Total	352	62	115	61	29	12	4

Staff Position in Hindustan Coir as on 31.03.2013

Category	Total	Women	O B C	SC	ST	P H	Ex-Service
Group A	1	-	-	-	-	-	-
Group B	2	-	1	-	-	-	-
Group C	18	1	12	3	1	-	-
Total	21	1	13	3	1	-	-



ANNEXURE - I

LIST OF BOARD MEMBERS

Prof. G. Balachandran

Chairman, Coir Board

Category (a)

Shri. K. Ravichandran
No.126, Salai Nagar
Cudalore- 607 003

Shri. Gadadhar Dash
At/PO.Teisipur
Via. Satasankha
Dist. Puri, Orissa - 752 046

Shri. Venugopal
Director
Alleppey Co. Ltd
Alappuzha - 688 007

Category - (b)

Shri. V.A. Joseph
Veluthedath House
Avalookunnu P.O
Alappuzha, Kerala-688 006.

Shri. V.R. Prasad
Managing Director
Travancore Mats & Matting Company
P.B.No.5, Cherthala-688 524, Kerala.

Shri. M. Kalyanasundaram
C/o. M/s. Kanti Floor Furnishers
P.B. No.54, Alleppey-688 001
Kerala.

Category - (c)

Shri. R.B. Shyam Sunder
M/s. Venugopal Fibre Industries
109/3, Palamuthi Road
Pattukottai-614 601
Dist. Thanjavur, Tamil Nadu.

Shri. John Chacko
Chairman
Federation of Indian Coir Exporters'
Associations (FICEA)
N.C. John & Sons Pvt. Ltd
Vazhicherry
P.O. Box. 17, Alleppey - 688 001.

Shri. Ch. S.V. Subba Rao
D.No. 4-3-21, Chitturivari Street
Old Town, Tanuku
West Godavari Dist
Andhra Pradesh - 534 211

Category - (d)

Shri. Anil Kumar Madhavan
House No.12
Choice Village, Near Choice School
Thripunithura - 682 301.

Dr. K. Rayar
3/139, Jayasuriya Mahal
Vignesh Nagar, Jayapuram
Trichy Main Road (NH 45)
Villupuram - 605 401, Tamil Nadu.

Shri. Jose Augustine
G-40, Palika Place
R.K. Ashram Marg
New Delhi - 110 001.

Category - (e)

Shri. P.C. Mohan MP
Lok Sabha
160, South Avenue
New Delhi - 110 011.



Shri. S.S. Ramasubbu MP
Lok Sabha
194, North Avenue
New Delhi - 110 001.

Shri. P. Rajeeve MP
Rajya Sabha
105, 223, V.P. House, Rafi Marg
New Delhi - 110 001.

Category - (f)

Special Secretary, Coir Department
Govt. of Kerala
Government Secretariat
Thiruvananthapuram- 695 001

Industries Commissioner and Director of
Industries and Commerce
Govt. of Tamil Nadu
Chennai - 600 005.

The Commissioner Industries
Government of Assam
Guwahati - 781 021.

The Principal Secretary
Industries Department
Government of Orissa
Bhubaneswar- 751 007.

The Secretary
Industries Department
Government of Maharashtra
Mumbai - 400 311.

Category - (g)

Nominee of Additional Secretary and
Financial Adviser
Ministry of Micro, Small and Medium
Enterprises, Government of India
New Delhi - 110 011.

Joint Secretary (in-charge of Coir Division)
Ministry of Micro, Small and
Medium Enterprises
Government of India
New Delhi-110 011.

Shri. A. Kulanthai Velan
President
Coir Manufacturers Co-operative Society
3/6, Union Office Road
Singampuneri, Sivagangai Dist
Tamil Nadu - 630 502.

Shri. G.N. Balamurugan
17/38, Mugilankudieruppu
Agateeswaram, Post-629 701
Kanyakumari District
Tamil Nadu.

Shri. T.K. Rajasekharakurup
Perumpittathu House
Neduvaram Code P.O
Chengannur
Alleppey Dist. Kerala-689 508.

Shri. Holali Prakash
KHB Colony, Harohalli
Kolar, Karnataka- 563 101

Shri. T.M. Shahid
Thekkil House
Aranthodu, Sullia Taluk
D.K. District, Karnataka- 574 314.

Shri. Ajoy Ghosh
9/3A, Rajendra Nath Roy
Chowdhury Lane
Kolkata-700 036.

Shri. B. Baiju
Baiju Nivas
Kanichikulangara P.O.
Cherthala, Alleppey Dist. 688582
Kerala.



Shri. Achyuta Samanta
Kalinga Institute of Social Sciences
P.O. KIIT , Bhubaneswar
Orissa - 751 024.

Shri. Paramesh M
1/23, 1st C Behind Poojamma Temple Road
Goranguntepalya
Bangalore - 560 022.

Shri T.V. Ratna Rao
7-1-215/3/A, Dharamakram Road
Ameerpet, Hyderabad - 16
Andhra Pradesh.

Shri. Manjunath
1358, 4th Cross Kabir Road
Mandi Mohalla
Mysore - 570 021.

Shri. Subrat Priyabrat Mohanty
Smile Coir
Kalinga Lane, Mahatab Road
Cuttack - 753 012, Orissa.

Shri Rameshwar Goel
M/s. DD Amarnath & Co. Pvt. Ltd
Amar Mansion
1874, Chandi Chowk
Delhi - 110 006.

Shri. Dasarathe Ram Reddy
5.45, Kothapally Village
Akam Pally P.O.
Tirupati - 517 507, Andhra Pradesh.

Shri. Manoranjan Bhakta
Village and P.O. Ramakrishna Gram
Diglipur, North Andamans
Andaman & Nicobar Islands- 744 202.

Shri. Subrata Hazarika Chairman
Barnardi Gramya Unnayan Samity (BGUS)
Jayanta Commercial Centre
Panchavati, GNB Road
Guwahati - 781 003, Assam.

Shri. N.P. Jayakumar
5D, Crown Street
Krishnancoil, Nagarcoil - 629 001.



ANNEXURE - II

COMPOSITION OF THE COMMITTEES OF THE BOARD

1. Science & Technology Committee

- 1 Chairman
- 2 Vice Chairman
- 3 Principle Secretary(Ind), Govt. of Orissa
- 4 Shri. T.K. Rajasekhara Kurup/ Kerala
- 5 Shri. Holali Prakash/ Karnataka
- 6 Shri. Achyuta Samanta/ Orissa
- 7 Shri. Dasarathe Ram Reddy/ Andhra Pradesh
- 8 Shri. Manorajan Bhakta / Andaman&Nicobar
- 9 Shri. K. Ravichandran / Tamil Nadu

2. Marketing & Publicity Committee

- 1 Chairman
- 2 Vice Chairman
- 3 Shri. S.S. Ramasubbu MP
- 4 Shri. N.P. Jayakumar / Tamil Nadu
- 5 Shri. Gadadhar Dash/ Orissa
- 6 Shri. V.A. Joseph / Kerala
- 7 Shri. Paramesh .M./ Karnataka
- 8 Shri. Rameshwar Goel / Delhi
- 9 Shri. Jose Augustine / Rub.Coir Sector(Delhi)
10. Dr. K. Rayer/ Tamil Nadu

3. Industrial Development Committee

- 1 Chairman
- 2 Vice Chairman
- 3 Shri. B.N. Nanda
- 4 Shri. R.B. Syam Sunder / Tamil Nadu
- 5 Shri. T.M. Shahid / Karnataka
- 6 Commissioner of Industries / Assam
- 7 Secretary of Industries / Maharashtra
- 8 Shri. A. Kulanthai Velan / Tamil Nadu
- 9 Shri. Ajoy Ghosh / W. Bengal
10. Shri. S.P. Mohanty / Orissa
11. Shri. G.N. Balamurugan / Tamil Nadu
12. Shri. B. Baiju/ Kerala

4. Export Promotion Committee

- 1 Chairman
- 2 Vice Chairman
- 3 Shri. P.C. Mohan MP
- 4 Jt. Secretary, Ministry of MSME
- 5 Special Secretary (coir), Govt. of Kerala
- 6 Shri. N. Venugopal / Kerala
- 7 Shri. V.R. Prasad "
- 8 Shri. M. Kalyanasundaram "
- 9 Shri. John Chacko "
10. Shri. Anil Kumar Madhavan "
11. Shri. Manjunath / Karnataka
12. Shri. Ch. Subba Rao / Andhra Pradesh
13. Shri. T.V. Ratna Rao / Andhra Pradesh
14. Industries Commissioner / Tamil Nadu

EXECUTIVE COMMITTEE MEMBERS

- 1 Chairman
- 2 Vice Chairman
- 3 Jt. Secretary, Ministry of MSME
- 4 Special Secretary (coir) Govt. of Kerala
- 5 Shri. R.B. Shyam Sundar
- 6 Shri. V.A. Joseph
- 7 Shri. Holali Prakash



ANNEXURE - III

ESTABLISHMENTS OF THE COIR BOARD

1. Central Coir Research Institute
Kalavoor P.O., Alappuzha, Kerala - 688 522
Telephone: 0477-2258094, 0477-2258480,
0477-2258415.
2. Central Institute of Coir Technology
Peenya Industrial Area,
Bangalore - 560 058.
Telephone/Fax: 080-28394875.
3. Office of the Coir Mark Scheme, Coir Board,
New Model Coir Mats & Matting ,
Co-op.Society Building,
Alappuzha-688001,
Telephone: 0477-2245325
4. Hindustan Coir
Kalavoor P.O, Alappuzha, Kerala - 688 522
Telephone: 0477-2258339.
5. National Coir Training & Design Centre,
Kalavoor P.O., Alappuzha, Kerala - 688 522.
Telephone: 0477-2258067.
6. Public Relations Office,
Coir Board,
Rajiv Gandhi Handicrafts Bhavan, IInd Floor,
Baba Khadag Singh Marg,
Cannought Place,
New Delhi -110 001.
Telephone:-011 23747766
7. Regional Extension Centre,
Coir Board,
Pillaiyarpatti - 613403
Via Vallam,
Thanjavur
Telephone:0436-2265255
8. Regional Office, Coir Board,
No.3A,Peenya Industrial Area,
Near TVS Cross,Peenya,
Banglore- 560 058, Telephone: 080 28375024
9. Regional Office, Coir Board,
Swaraj Nagar, A.C.Gardens,
Doulesaram Road,
Rajahmundry - 533 101,
Andhra Pradesh.
Telephone:0883-2432065
10. Regional Office, Coir Board
Jagamara (Udyogpuri), P.O. Khandagiri
Bhubaneswar - 751 030, ORISSA
Telephone : 0674 - 2350078
11. Regional Office, Coir Board
No.5, Alagappa Layout, Venkateswara
Colony
Pollachi-642 001
Telephone: 04259-227665,222450
12. Regional Officer,
Regional Office(Coир Board),
Dileep Bhavan
House No. XII-234
Near Muncipal Town Hall
Attingal P.O
Trivandrum-695 101
Ph:-0470-2628624
13. Coir Board Sub Regional Office,
Assam Small Industries Development
Corpn.Ltd.,
Bamuni Maidan,
Guwahati - 781 022,
Telephone:0361-2464142.
14. Sub Regional Office, Coir Board,
South View Building,
South Bazar,
Kannur - 670 002.
Telephone:0497-2769180
15. Coir Board Sub Regional Office,
New Secretariat Building, C-Block
Ground Floor, 1, Kiran Sankar Roy Road,
Kolkata - 700 001
16. Coir Board Sub Regional Office,
Karaikudi Road,
Sathyam Sivam Sundaram
Singampunari P.O,
Tirupathur Taluk,
Sivagangai Dist.,
Pin-630502
Ph:-04577-241354



COIR BHAVANS

1. Shif Nagar, College Road,
College P.O.,
Agarthala - 799 004.
Telephone No.0381-2518017
2. "Pran Vijay", Near Times of India,
Opp.Bata Showroom,
Ashram Road, Ahmedabad - 380 009.
Telephone: 079-26580226
3. 35, Sheo Charan Lal Road,
Allahabad- 211 001,
Uttar Pradesh.
Telephone: 0532-2564810.
4. 1-A, Mahatma Gandhi Road,
Bangalore - 560 001, Karnataka.
Telephone: 080-25587216.
5. Plot No.691, Shaheed Nagar,
Near Saheed Nagar Market,
Bhubaneswar - 751 007.
Telephone: 0674-2542144
6. SCO-84, Sector-38-C,
Chandigarh - 160 036
Telephone: 0172-2699736.
7. 530 Mount Road, Opp.Vanavil Co-optex,
Teynampet, Anna Salai,
Chennai - 600 018.
Telephone: 044-24349123.
8. No.61 Gandhi Road,
Near Jain Dharmasala,
P O Mazra, Dehradun - 248 001.
Uttarakand.
Telephone: 0135-2521245.
9. Coir House, M G Road, Ernakulam,
Kochi-682 016.
Telephone: 0484-2354277.
10. Indira Bye-pass, Near Amdo Golai,
P O Tadong-Gangtok,
Sikkim - 737 102.
Telephone: 03592-280690.
11. Tarna Road 210/11
Mandi Town,
Mandi Dist,
Himachal Pradesh - 175 001
Telephone: 0190 5224055
12. 4th Line, 6-4-86, 1st Cross, Arundelpet,
Guntur - 522 002,
Andhra Pradesh.
Telephone: 0863-2234586.
13. 2G, Dihang Arcade, Bhangaghar,
Opp.Pallavi Motors, G.S.Road,
Guwahati - 781 005, Assam
Telephone: 0361-24641423
14. 5-8-328/1, Chapel Road,
Hyderabad - 500 001.
Telephone: 040-23202276.
15. Plot No.610, Scheme No.44,
Khatwala Tank Vikash Rekha Complex
Indore - 452 014, Madhya Pradesh.
16. Raveendra Bhavan, Opp.AIR, M I Road,
Jaipur - 302001,
Rajasthan.
Telephone: 0141-2365427.
17. Opp.Kalgidhar Gurudwara, Rehari Chungi,
Jammu Tawi-180 001, Jammu & Kashmir.
Telephone: 0191-2583827.
18. 79/16, Latouche Road,
Below State Bank of India,
Kanpur - 208 001 U.P.
Telephone: 0512-2535621



19. 19.Suren Tagore Road,
Ballygunge Post,
Gariahat,
Kolkata-700019.
Telephone: 033-24605287.
20. Pandit Bhavan, 4-A, Balmiki Marg,
Behind Novelty Cinema,
Lalbagh, Lucknow - 226 001.
Telephone: 0522-2282448.
21. 182, West Masi Street, Near T M Court,
Madurai - 625 001.
Telephone: 0452-2340505.
22. 5, Stadium House, Church Gate,
Mumbai - 400 020.
Telephone: 022-22821575.
23. 19, Calcutta Insurance Building
Asaf Ali Road,
New Delhi - 110 002
Telephone: 011-23231388
24. GF-3/90,
Manasarovar Building,
Nehru Place,
New Delhi - 110 019.
Tele Phone: 011-26431544.
25. Biscomaun Bhavan, West Lawn,
Patna - 800 001.
Telephone: 0612-2219550.
26. T.C.25/360-2, Ramakrishna Building,
Opp. Malayala Manorama, Manorama Road
East Thampapur,
Thiruvananthapuram - 695 001.
Telephone: 0471-2325315.
27. West Pallithanam Building, 28/876/14
Karunakaran Nambiar Road,
Thrissur - 686 020.
Telephone: 0487-2331463.
28. 13-26-2, Apuroopa Arcade, Opp. Jagadamba
Theatre,
Maharanipetta, Visakhapatnam - 530 002.
Telephone: 0891-2525186.
29. Near Stadium Stand,
NS Tower,
No./280-1&2,
Palakkad-678001
Phone:-0491 2544377



ANNEXURE - IV
COUNTRY WISE EXPORT OF COIR AND COIR PRODUCTS
FOR THE PERIOD OF April 2012- March 2013

Quantity in Kgs.		Value in Rs.			
Sl. No.	Country Name	April-2012-March-2013		April-2011-March-2012	
		Quantity	Value	Quantity	Value
COIR FIBRE					
1	AUSTRALIA	7000	222794	29000	380042
2	BELGIUM	105000	2241900	73416	1397272
3	FRANCE	11760	573766	74873	2151816
4	GREECE	215880	3866703	134890	2487492
5	GERMANY	26832	392309	64582	1010210
6	HONGKONG	150000	1059950	0	0
7	ISRAEL	222000	3090740	560280	4899789
8	KENYA	41000	673583	47000	821490
9	LATIVIA	67080	907723	201240	2695806
10	MALAYSIA	83383	1361950	258560	4242398
11	NETHERLANDS	607340	13998241	397366	7828495
12	POLAND	287260	5781733	184750	4136726
13	REPUBLIC OF CHINA	137751408	2014545168	116478938	1978900399
14	SOUTH KOREA	83080	828233	80000	1298148
15	SAUDI ARABIA	78500	1758248	41500	753932
16	USA	838127	17105856	591936	10774300
17	UK	117275	2357219	22850	623149
18	BAHARAIN	0	0	44000	514254
19	CANADA	0	0	21240	276393
20	CYPRUS	0	0	41350	674645
21	RUSSIA	0	0	42000	924145
22	SRI LANKA	0	0	59920	999189
23	SPAIN	0	0	13416	182994
24	SWEDEN	0	0	6130	246226
25	SLOVENIA	0	0	190105	3642317
26	TANZANIA	0	0	3600	255877
27	UAE	0	0	21600	280281
Total for the Item		140692925	2070766116	119684542	2032397785



Quantity in Kgs.		Value in Rs.		
Sr. No.	Country Name	April-2012-March-2013		April-2011-March-2012
		Quantity	Value	Quantity
<u>COIR YARN</u>				
1	ALGERIA	19773	1369645	46810
2	BELGIUM	361700	21700800	407233
3	FRANCE	86370	4775184	106576
4	GERMANY	243019	18916453	268038
5	ITALY	658445	34214539	955688
6	JAPAN	3237	266874	0
7	KUWAIT	359820	16261872	404158
8	MOROCCO	39000	2476060	161700
9	NETHERLANDS	1231522	82382084	1702603
10	OMAN	208130	10622239	220770
11	PORTUGAL	12900	974389	37679
12	REPUBLIC OF CHINA	39185	2206528	0
13	RUSSIA	59260	1264213	0
14	SAUDI ARABIA	231640	8402129	409040
15	SPAIN	73000	3708475	229000
16	SWITZERLAND	8996	670394	0
17	USA	484323	24713980	426616
18	UAE	75787	3118384	142203
19	UK	6206	677861	6340
20	CANADA	0	0	6036
21	MAURITIUS	0	0	5980
22	PAKISTAN	0	0	11000
23	POLAND	0	0	5650
24	QATAR	0	0	9750
Total for the Item		4202313	238722103	5562870
<u>HANDLOOM MAT</u>				
1	ARGENTINA	303210	22866732	320060
2	AUSTRALIA	1216265	110963873	1460602
3	AUSTRIA	28933	2586623	51989
4	ALBANIA	12752	984445	15533



Quantity in Kgs.		Value in Rs.			
Sr. No.	Country Name	April-2012-March-2013		April-2011-March-2012	
		Quantity	Value	Quantity	
5	BRAZIL	560506	46095952	732245	58072469
6	BAHARAIN	2972	253382	4833	581790
7	BULGARIA	37516	2758440	38334	2747290
8	BELGIUM	391915	32822353	440155	37546269
9	BOSNIA & HERZEGOVINA	9277	660425	0	0
10	CAMEROON	15772	971205	21584	1951025
11	CANADA	661207	65960934	844736	77798414
12	CHILE	243141	22730828	124140	10770514
13	CZECHOSLOVAKIA	37583	2754816	43987	3200441
14	CYPRUS	13443	927065	14345	1177907
15	COASTA RICA	28875	2096724	56634	3951835
16	COLOMBIA	28185	3465138	14619	1263648
17	CROATIA	39762	3156726	18474	1800879
18	DOMINICAN REPUBLIC	3056	275184	38349	2590499
19	DENMARK	142997	12833102	176180	13200713
20	EGYPT	305080	27629714	223646	18399807
21	ECUADOR	15375	1538295	39196	2708636
22	EL SALVADOR	14322	416332	2421	292041
23	ESTONIA	19424	1062900	20244	1542502
24	FRANCE	589972	63747892	788502	77187361
25	FINLAND	37544	3230815	4860	365448
26	GHANA	25215	1770717	29969	2244479
27	GREECE	206420	14371988	476834	37307971
28	GERMANY	1138566	101256808	956028	86490593
29	GEORGIA	8810	941028	7887	597986
30	GUATEMALA	6739	639091	23257	1820402
31	GABON	11400	1506115	9495	1104955
32	HONGKONG	334	22638	5906	523758
33	HUNGARY	79213	6442847	56457	3617682
34	IVORY COAST	4518	440434	0	0
35	IRAN	63528	5280638	263280	20703130
36	ISRAEL	97267	7602157	111832	9982926
37	ITALY	906451	73650069	1153918	89124011
38	IRISH REPUBLIC	47234	4339931	55048	5865362
39	ICELAND	7537	554553	0	0
40	INDONESIA	20110	1898902	2520	272304



Sl. No.	Country Name	Quantity in Kgs.		Value in Rs.	
		April-2012-March-2013	Value	April-2011-March-2012	Value
41	JAPAN	370583	35379188	332136	29609914
42	JORDAN	27763	1456432	54639	3592586
43	KENYA	10932	842267	0	0
44	KUWAIT	67012	6155131	60794	4418688
45	KAZAKISTAN	6281	595351	3232	253839
46	LEBANON	117686	10318163	153714	12572532
47	LYBIA	637157	59928682	424855	34099415
48	LATIVIA	53910	3757197	19118	1136133
49	LITHUANIA	80057	5462107	45715	3062334
50	MAURITIUS	8032	740461	28073	1879823
51	MEXICO	199286	14847841	219995	13854042
52	MALAYSIA	11775	1072932	14973	1372009
53	MALDIVE ISLANDS	735	142092	0	0
54	MOROCCO	45234	4150938	56036	3699375
55	MALTA	1800	140632	0	0
56	MADAGASCAR	22784	1883887	0	0
57	NIGERIA	39860	3161713	62692	4684102
58	NEW ZEALAND	117984	9901003	161465	11333040
59	NETHERLANDS	780994	75145394	1394399	120022960
60	NORWAY	178026	16778406	217374	18053634
61	PERU	10004	916429	18717	1439758
62	POLAND	545233	39012854	711934	49307079
63	PORTUGAL	18843	1617307	118748	10243801
64	PHILIPPINES	26237	2088117	52814	4295504
65	PARAGUAY	14043	1354095	15022	1053592
66	PANAMA	86604	6453737	53623	4011918
67	PUERTO RICO	18700	1328850	47521	3696886
68	QATAR	4074	565618	14365	1377201
69	RUMANIA	43288	3733761	53714	3875173
70	REPUBLIC OF CHINA	78019	5501492	113923	7410937
71	RUSSIA	374496	30054242	264158	18288141
72	SIERRA LEONE	4248	626205	0	0
73	SURINAM	2860	170016	0	0
74	SINGAPORE	26075	3055933	10280	1056875
75	SOUTH KOREA	13268	1527530	19936	1856963
76	SAUDI ARABIA	493497	38431045	575594	38723805



Quantity in Kgs.

Value in Rs.

Sl. No.	Country Name	April-2012-March-2013		April-2011-March-2012	
		Quantity	Value	Quantity	Value
77	SPAIN	414430	33711031	503586	38068310
78	SWEDEN	262948	20907212	318260	22281961
79	SWITZERLAND	3988	336750	9763	876840
80	SOUTH AFRICA	263909	21608374	338325	23802685
81	SLOVENIA	10008	751091	5550	360831
82	SLOVAK REPUBLIC	400	24552	30100	2572960
83	SENEGAL	9067	875754	8492	758787
84	TANZANIA	11253	1074774	1800	182539
85	TRINIDAD	21369	1504636	15410	852432
86	TAIWAN	18396	1565011	3416	296754
87	THAILAND	8434	669689	23738	2030626
88	TURKEY	172122	16627745	371490	29736693
89	USA	8400071	905070354	8772717	832276415
90	URUGUAY	48693	4006134	83159	7065453
91	UAE	512896	43891991	343910	25882518
92	UK	1919243	172396001	2671176	219686514
93	UKRAINE	115256	10263993	40332	3707807
94	VENEZUELA	16184	2415221	17844	1494546
95	YUGOSLAVIA	10112	474414	29742	1027205
96	YEMEN	3030	198626	0	0
97	ZIMBABWE	6570	556830	0	0
98	ZAMBIA	2740	274950	0	0
99	ALGERIA	0	0	17885	1332359
100	ANGOLA	0	0	3085	267056
101	BARBADOS	0	0	2894	222902
102	BRUNEI	0	0	3150	130463
103	BENIN	0	0	1140	47280
104	IRAQ	0	0	40863	3283107
105	MOZAMBIQUE	0	0	5013	380731
106	OMAN	0	0	9724	572537
107	SRI LANKA	0	0	1890	48137
108	TUNISIA	0	0	14059	725439
Total for the Item		24150925	2281009992	27656171	2354499754
POWERLOOM MAT					
1	LEBANON	945	143687	0	0
2	USA	990	171398	2648	196880



Quantity in Kgs.		Value in Rs.			
Sr.		April-2012-March-2013		April-2011-March-2012	
No.	Country Name	Quantity	Value	Quantity	Value
3	CANADA	0	0	5204	366176
4	GERMANY	0	0	3000	220536
5	LATVIA	0	0	540	41640
6	NETHERLANDS	0	0	525	46216
7	SWEDEN	0	0	15341	974465
8	UK	0	0	8885	609645
Total for the Item		1935	315085	36143	2455558
TUFTED MAT					
1	ARGENTINA	63390	5510740	137582	11248117
2	AUSTRALIA	813609	74973312	708459	59509472
3	ALGERIA	32504	2912449	0	0
4	AUSTRIA	129910	15513861	117359	11571753
5	BRAZIL	987385	86063712	768986	65693176
6	BAHARAIN	2858	330251	5292	404321
7	BULGARIA	3136	276917	3280	286866
8	BELGIUM	529417	51695712	659983	61368551
9	CAMEROON	33629	2359273	34333	3183777
10	CANADA	597413	54593098	665680	54634041
11	CHILE	245426	25131978	125325	11109539
12	CZECHOSLOVAKIA	10400	918960	0	0
13	CYPRUS	7656	697460	23705	1917735
14	COASTA RICA	42336	3789533	12532	1018204
15	COLOMBIA	71844	8066574	74836	7447082
16	CROATIA	31442	3147593	46756	4382044
17	DENMARK	265823	24622404	356015	29670541
18	EGYPT	122675	10053182	56679	4378288
.19	ECUADOR	13541	1084706	12724	944074
20	EL SALVADOR	7841	657406	1676	153409
21	ESTONIA	12830	1160220	4435	397151
22	FIJI ISLANDS	9450	862575	0	0
23	FRANCE	1468000	133463924	1509884	132107591
24	FINLAND	32636	3444708	49542	4979985
25	GHANA	14604	1322744	14426	1273581
26	GREECE	104615	8496616	163756	12766475
27	GERMANY	4267750	410921213	2661008	242813290
28	GUATEMALA	16166	1469857	7399	571929



Quantity in Kgs.		Value in Rs.			
Sr.		April-2012-March-2013		April-2011-March-2012	
No.	Country Name	Quantity	Value	Quantity	Value
29	HONGKONG	6296	742565	14041	1303933
30	HUNGARY	13735	1237390	13941	1196121
31	IVORY COAST	13197	1265082	0	0
32	ISRAEL	166916	14094162	58150	4549564
33	ITALY	2648323	222559395	2253788	186198200
34	IRISH REPUBLIC	120045	10113972	98729	7994274
35	ICELAND	3992	350244	1222	90830
36	INDONESIA	19747	1751803	13950	1176501
37	JAPAN	507871	53136853	516808	50688323
38	JORDAN	15835	1400419	26118	2200773
39	KENYA	7440	650591	0	0
40	KUWAIT	12705	833980	0	0
41	KAZAKISTAN	1330	118470	589	46515
42	LEBANON	149746	12731363	152009	12034112
43	LYBIA	91298	7354172	17509	1647938
44	LITHUANIA	1136	102080	4400	301099
45	MAURITIUS	10480	929873	19621	1375350
46	MOZAMBIQUE	9204	817763	3264	296069
47	MEXICO	328897	29215818	438898	32283227
48	MOROCCO	74654	2701263	0	0
49	NIGERIA	93036	9288010	96330	9437761
50	NEW ZEALAND	122553	11050960	49752	4384890
51	NETHERLANDS	1182356	101082058	1097913	92399735
52	NORWAY	108717	10420350	136577	11575253
53	NEW CALEDONIA	3400	334314	0	0
54	PERU	50290	4423245	18743	1638887
55	POLAND	410296	36801836	425794	32964940
56	PORTUGAL	232142	19470861	236366	17681807
57	PHILIPPINES	23443	1955299	9594	1060600
58	PARAGUAY	9288	871537	7555	623076
59	PANAMA	38298	3699797	56779	4772666
60	RUMANIA	15382	1308555	2256	179693
61	REPUBLIC OF CHINA	305965	27386768	244864	20891131
62	RUSSIA	203143	19841599	119006	8792817
63	SINGAPORE	19624	1717945	49604	4049205
64	SAUDI ARABIA	80437	7030194	43657	4072038



Quantity in Kgs.		Value in Rs.			
Sr.		April-2012-March-2013		April-2011-March-2012	
No.	Country Name	Quantity	Value	Quantity	Value
65	SPAIN	1344593	110154623	1659954	134096770
66	SWEDEN	548991	49317740	511834	47038086
67	SWITZERLAND	13427	1276692	14949	1059480
68	SOUTH AFRICA	335787	29089143	277164	22498039
69	SLOVENIA	16438	1388421	8457	780969
70	SENEGAL	17404	1613147	13135	1112125
71	TANZANIA	10332	956343	4335	404771
72	TAIWAN	21356	1814394	18223	1671457
73	THAILAND	12636	1073634	18578	1527336
74	TUNISIA	14179	1136745	7065	487402
75	TURKEY	373480	30333356	447543	33267716
76	USA	11332070	1047148959	10050266	840267919
77	URUGUAY	28835	2442347	22562	1714593
78	UAE	162486	14079412	177778	14685424
79	UK	5943069	506296300	5124841	414139366
80	UKRAINE	26873	2513535	10004	837705
81	VENEZUELA	23456	2161245	71392	5965637
82	YUGOSLAVIA	19118	1731252	30948	3090119
83	ZIMBABWE	4478	431811	0	0
84	AFGHANISTAN	0	0	5591	553202
85	ALBANIA	0	0	6655	450213
86	ANGOLA	0	0	8592	671569
87	BRUNEI	0	0	2850	247681
88	BENIN	0	0	7290	329689
89	DOMINICAN REPUBLIC	0	0	14061	1231160
90	IRAN	0	0	3460	264571
91	LATVIA	0	0	10290	868942
92	MALAYSIA	0	0	3128	329549
93	OMAN	0	0	1092	74750
94	PUERTO RICO	0	0	6320	579048
95	QATAR	0	0	5705	519330
96	SOUTH KOREA	0	0	435	42607
97	SYRIA	0	0	20000	1567225
98	SLOVAK REPUBLIC	0	0	1303	88980
99	YEMEN	0	0	5895	323745
Total for the Item		37288511	3357290663	33021174	2774525495



Quantity in Kgs.

Value in Rs.

Sr.		April-2012-March-2013		April-2011-March-2012	
No.	Country Name	Quantity	Value	Quantity	Value

HANDLOOM MATTING

1	ARGENTINA	4380	647434	0	0
2	AUSTRALIA	34488	3719837	24544	2669150
3	BELGIUM	25947	3501902	49650	5026526
4	CANADA	75098	7000397	28431	2057240
5	DENMARK	4000	319544	0	0
6	FRANCE	52191	4371249	51114	3875111
7	GERMANY	157944	29330383	138983	23289422
8	HONGKONG	1681	435615	4601	1002118
9	ITALY	14200	1492047	38587	4419433
10	JAPAN	52623	8921766	78048	8455071
11	NEW ZEALAND	2160	283356	1340	206961
12	NETHERLANDS	54966	8806055	30383	5133085
13	PORTUGAL	37761	2885348	22446	1604687
14	QATAR	21980	1363058	0	0
15	SINGAPORE	1870	102518	2725	208691
16	SRI LANKA	277	22060	0	0
17	SOUTH KOREA	3380	331931	4410	541527
18	SWEDEN	4310	419182	4680	353008
19	SWITZERLAND	24260	1962774	0	0
20	SOUTH AFRICA	29848	4021432	48001	4826819
21	THAILAND	280	42525	0	0
22	USA	556827	56567623	552262	48217381
23	UAE	4652	600286	7402	735462
24	UK	249108	32747511	322288	40729121
25	YUGOSLAVIA	4081	380538	0	0
26	GREECE	0	0	9590	540300
27	LEBANON	0	0	5460	579647
28	MALAYSIA	0	0	4050	428122
29	NORWAY	0	0	1350	202232
30	SAUDI ARABIA	0	0	17088	1501234
31	SPAIN	0	0	26342	1680668

Total for the Item		1418312	170276371	1473775	158283016
---------------------------	--	----------------	------------------	----------------	------------------

POWERLOOM MATTING

Total for the Item		0	0	0	0
---------------------------	--	----------	----------	----------	----------



Quantity in Kgs.		Value in Rs.			
Sr.		April-2012-March-2013		April-2011-March-2012	
No.	Country Name	Quantity	Value	Quantity	Value
GEO TEXTILE					
1	AUSTRALIA	510623	32960650	389171	28439761
2	AUSTRIA	35000	2825574	271200	17663916
3	BELGIUM	43047	3662230	57051	4534312
4	CAMEROON	13061	970044	0	0
5	FIJI ISLANDS	1560	204595	0	0
6	FRANCE	502249	34093505	579020	40521521
7	FINLAND	176	39487	0	0
8	GERMANY	224716	18681172	241847	18668948
9	HONGKONG	9990	767056	24875	1581521
10	ISRAEL	45485	4334608	17443	1584044
11	ITALY	79561	6510053	81473	6741802
12	JAPAN	418571	38962787	312407	26092565
13	LATVIA	15336	1087874	0	0
14	MADAGASCAR	44000	3674188	43000	3295423
15	NETHERLANDS	34180	3305925	19950	1919117
16	POLAND	20950	1531289	0	0
17	QATAR	10800	1552980	0	0
18	RUSSIA	6300	631161	9600	581183
19	SINGAPORE	4200	284499	2100	144248
20	SWEDEN	54254	3473007	65628	4113618
21	SWITZERLAND	28824	2419121	53517	4407224
22	SOUTH AFRICA	8219	278927	6720	517703
23	USA	1450698	98344245	1368652	74221801
24	UAE	4400	498478	21000	1457410
25	UK	31095	1780658	46790	2641892
26	COLOMBIA	0	0	15825	834379
27	GREECE	0	0	7800	489356
28	NEW CALEDONIA	0	0	2722	262696
29	PORTUGAL	0	0	7560	202370
30	SOUTH KOREA	0	0	11880	755340
31	SPAIN	0	0	20500	1392285
32	TAIWAN	0	0	3182	247020
Total for the Item		3597295	262874113	3680913	243311455



Quantity in Kgs.		Value in Rs.			
Sr.		April-2012-March-2013		April-2011-March-2012	
No.	Country Name	Quantity	Value	Quantity	Value
COIR RUGS & CARPET					
1	AUSTRALIA	799	70612	32501	3016817
2	CANADA	2575	255477	2575	213931
3	FRANCE	6750	1070172	6629	977223
4	ITALY	600	74364	2310	543382
5	JAPAN	2926	765836	3033	612063
6	MEXICO	10476	1711219	3654	335429
7	NETHERLANDS	2730	633864	0	0
8	NORWAY	2200	284003	0	0
9	PORTUGAL	3776	518521	0	0
10	RUMANIA	6878	668946	0	0
11	USA	33044	4459703	53767	6501992
12	UK	22073	2824683	2737	382396
13	BELGIUM	0	0	1721	205258
14	GREECE	0	0	3265	202822
15	MALAYSIA	0	0	12109	617122
16	NEW ZEALAND	0	0	8138	586122
17	POLAND	0	0	30353	1873325
18	PUERTO RICO	0	0	7550	553140
19	RUSSIA	0	0	1912	167828
20	SOUTH KOREA	0	0	9605	1171085
21	SAUDI ARABIA	0	0	1140	143046
22	SWEDEN	0	0	3280	171874
23	UKRAINE	0	0	4720	279652
Total for the Item		94827	13337400	190999	18554507
COIR ROPE					
1	FRANCE	348228	24769067	347265	24306022
2	GERMANY	3501	454841	0	0
3	MALDIVE ISLANDS	19375	1745327	10350	404819
4	REPUBLIC OF CHINA	36840	757846	258720	5361982
5	UAE	11680	513697	0	0
6	BULGARIA	0	0	6200	125800
7	BANGLADESH	0	0	108347	1798102
8	MALAYSIA	0	0	38800	783578
9	MOROCCO	0	0	21170	1078637
10	UK	0	0	1965	240607
Total for the Item		419624	28240778	792817	34099547



Quantity in Kgs.		Value in Rs.			
Sr.		April-2012-March-2013		April-2011-March-2012	
No.	Country Name	Quantity	Value	Quantity	Value
CURLED COIR					
1	GERMANY	60360	1614516	298874	6888572
2	HONGKONG	20970	586278	0	0
3	NETHERLANDS	13500	523409	38770	1033012
4	POLAND	447910	11704300	544120	15405989
5	REPUBLIC OF CHINA	2942195	59219136	4687189	116534135
6	RUSSIA	5379451	137193229	5896426	168508543
7	VIETNAM	18750	405352	58170	1363068
8	BULGARIA	0	0	12710	363308
9	JAPAN	0	0	101450	2190275
10	MALAYSIA	0	0	51280	1135802
11	USA	0	0	146775	3186699
12	UK	0	0	20200	520168
Total for the Item		8883136	211246220	11855964	317129571
RUBBERISED COIR					
1	BELGIUM	6100	670323	0	0
2	CANADA	9142	2076049	20511	2250288
3	GERMANY	66117	8872429	91644	12401716
4	HUNGARY	36308	4800721	35230	4161574
5	ISRAEL	4809	872497	4651	625326
6	ITALY	1713	213836	5200	734476
7	LITHUANIA	16603	2030432	0	0
8	MALAYSIA	69917	12022993	46035	6797906
9	NEW ZEALAND	510	97704	571	110162
10	SOUTH KOREA	11360	2305232	28350	4022777
11	SLOVENIA	5724	692677	32151	3772389
12	THAILAND	2142	251208	0	0
13	USA	31833	5162902	24244	4629271
14	UAE	10009	1443556	2937	287754
15	UK	33056	4946918	38807	6383000
16	UKRAINE	16125	3041927	18572	2052153
17	BAHARAIN	0	0	107	36142
18	FRANCE	0	0	3190	558435
19	FINLAND	0	0	29994	2794989
20	LATIVIA	0	0	2576	400618



Quantity in Kgs.		Value in Rs.		
Sr. No.	Country Name	April-2012-March-2013		April-2011-March-2012
		Quantity	Value	Quantity
21	NETHERLANDS	0	0	520
22	RUSSIA	0	0	30312
Total for the Item		321468	49501404	415602
COIR PITH				
1	AUSTRALIA	7170338	114108301	6513949
2	ALGERIA	36000	540501	20000
3	ANGOLA	12000	114731	26000
4	BAHARAIN	3000	54241	0
5	BELGIUM	502330	8123826	1139935
6	BRUNEI	52000	528137	24000
7	CANADA	3237662	66316243	2446059
8	CHILE	22850	210734	0
9	CZECHOSLOVAKIA	20160	420641	20688
10	CYPRUS	159050	2810119	240760
11	COASTA RICA	649835	6945421	930708
12	COLOMBIA	135104	1419329	116957
13	DOMINICAN REPUBLIC	112300	1155622	231668
14	DENMARK	239623	5792983	78820
15	DJIBOUTI	267170	2782527	378480
16	EGYPT	2702645	29308739	2716350
17	ECUADOR	796350	8864010	363450
18	EL SALVADOR	240649	3557136	139500
19	ESTONIA	81000	751061	90000
20	FRANCE	1662499	24155737	1185777
21	FINLAND	95644	1302483	0
22	GHANA	26000	560560	0
23	GREECE	165700	1514358	65600
24	GERMANY	1258938	15763888	1615880
25	GUATEMALA	154998	2870694	112250
26	HONGKONG	298000	2063762	275000
27	HUNGARY	981440	19173274	626438
28	IRAN	805570	8620788	1245074
29	ISRAEL	1892308	19371532	2880050



Quantity in Kgs.		Value in Rs.			
Sr.		April-2012-March-2013		April-2011-March-2012	
No.	Country Name	Quantity	Value	Quantity	Value
30	ITALY	7518807	84218957	7177377	61769984
31	IRISH REPUBLIC	4798524	42955546	5371400	50568432
32	JAMAIC	4000	191455	0	0
33	JAPAN	1818177	21545478	212205	2153928
34	JORDAN	356850	5319622	219500	2703103
35	KENYA	1396160	13966378	2418309	22452647
36	KUWAIT	25475	368077	135800	1230971
37	LEBANON	21200	723392	75800	627504
38	LATVIA	93620	2822085	16236	179693
39	MAURITIUS	55800	1145494	49347	650213
40	MOZAMBIQUE	22000	443439	22000	391790
41	MEXICO	833754	13781798	2347388	37824593
42	MALAYSIA	1284100	13388177	1367670	12859546
43	MALDIVE ISLANDS	377225	360831	81625	143846
44	MOROCCO	1270000	10966261	1801240	15323990
45	MADAGASCAR	22000	370183	0	0
46	NEW ZEALAND	442451	8489445	132520	2490582
47	NETHERLANDS	44087849	559430041	41358800	478206074
48	NORWAY	294200	4308744	428310	5014805
49	OMAN	324328	3674233	193000	1595793
50	PERU	44150	756312	0	0
51	POLAND	130300	1727736	57000	578377
52	PORTUGAL	243000	3319766	488165	5066091
53	PUERTO RICO	302920	4338571	119800	1107289
54	QATAR	1353310	12049374	651750	5607827
55	REPUBLIC OF CHINA	4366607	52698272	2134462	24985614
56	RUSSIA	184863	3461043	113353	2186578
57	SINGAPORE	50000	504134	0	0
58	SOUTH KOREA	50909742	497725565	32522011	309745151
59	SAUDI ARABIA	41500	753932	0	0
60	SPAIN	14337325	174225819	14591252	153864168
61	SOUTH AFRICA	1509140	20228381	974837	14339367
62	SLOVENIA	24000	463108	18879	587357
63	TANZANIA	412200	4996878	598100	5773298
64	TAIWAN	241495	3342364	516420	4150776



Quantity in Kgs.		Value in Rs.			
Sr. No.	Country Name	April-2012-March-2013		April-2011-March-2012	
		Quantity	Value	Quantity	Value
65	TURKEY	3145642	51069099	1658612	22985027
66	USA	32411075	384666912	48532691	473655917
67	UAE	4333764	31011185	5853840	39313329
68	UK	5333306	86264974	9279954	129539657
69	UKRAINE	24000	464304	346103	9425606
70	UZBEKISTAN	53260	434018	25000	252425
71	UGANDA	12000	115995	37000	411362
72	VENEZUELA	72000	100706	3000	80137
73	YUGOSLAVIA	25000	257925	414474	7390204
74	ZIMBABWE	11000	113905	0	0
75	BRAZIL	0	0	32950	632920
76	IVORY COAST	0	0	19500	178210
77	INDONESIA	0	0	31500	257914
78	LITHUANIA	0	0	12260	154560
79	NIGERIA	0	0	19900	187875
80	SUDAN	0	0	74123	812954
81	SWEDEN	0	0	23000	494603
82	TRINIDAD	0	0	23000	391131
83	VIETNAM	0	0	359710	3549937
Total for the Item		208399282	2472761292	206424566	2215070595
COIR OTHER SORTS					
1	BELGIUM	1783	355508	1712	286512
2	ITALY	1490	465373	0	0
3	SWEDEN	12936	897185	0	0
4	USA	900	230682	7000	769626
5	UAE	846	91060	0	0
6	UK	12416	1892615	12158	1770257
7	GERMANY	0	0	23249	1942346
8	NETHERLANDS	0	0	9811	1143579
9	QATAR	0	0	295	114249
10	SOUTH AFRICA	0	0	1422	163064
11	TURKEY	0	0	2709	684995
Total for the Item		30371	3932423	58356	6874628
- Total for all Items		429500924	11160273960	410853892	10526252466



ANNEXURE - V

Comparative statement showing the details of Target fixed, Sales achieved and Percentage of achievement during 2011-12 and 2012-13

Sl. No.	Name of the SR & SD	2011-2012			2012-2013		
		Target 2011-12	Sales	% of Achievement	Target 2012-13	Sales	% of Achievement
		Rs. in lakhs			Rs. in lakhs		
1	AGARTALA	60	15.19	25.32	60	74.74	124.57
2	AHMEDABAD	50	9.66	19.32	50	20.4	40.80
3	ALLAHABAD	40	27.67	69.18	40	39.26	98.15
4	BANGALORE	70	72.21	103.16	100	534.29	534.29
5	BHUBANESWAR	40	13.12	32.80	40	22.13	55.33
6	CHANDIGARH	40	40.08	100.20	55	79.25	144.09
7	CHENNAI	65	48.11	74.02	75	50.86	67.81
8	DEHRADUN	30	10.17	33.90	40	7.56	18.90
9	ERNAKULAM	60	66.63	111.05	65	74.33	114.35
10	GANGTOK	30	11.3	37.67	35	9.53	27.23
11	GORAKHPUR / MANDI	30	11.06	36.87	30	5.44	18.13
12	GUNTUR	70	78.56	112.23	85	85.07	100.08
13	GUWAHATI	40	17.66	44.15	40	13.9	34.75
14	HYDERABAD	175	169.98	97.13	190	112.86	59.40
15	INDORE	40	20.02	50.05	50	26.47	52.94
16	JAIPUR	50	50.49	100.98	65	43.24	66.52
17	JAMMU	225	225.73	100.32	275	138.67	50.43
18	KANPUR	30	8.57	28.57	35	12.15	34.71
19	KOLKATA	60	13.48	22.47	70	58.98	84.26
20	LUCKNOW	60	20.87	34.78	70	66.81	95.44
21	MADURAI	40	77.67	194.18	50	43.86	87.72
22	MUMBAI	115	173.12	150.54	140	140	100.00
23	NEW DELHI (AA)	75	29.16	38.88	85	32.03	37.68
24	NEW DELHI (NP)	70	35.8	51.14	75	39.65	52.87
25	PALAKKAD	20	11.74	58.70	25	14.75	59.00
26	PATNA	60	24.91	41.52	65	50.25	77.31
27	RANCHI	40	5.8	14.50	40	22.05	55.13
28	TRICHUR	50	46.25	92.50	60	43.88	73.13
29	TRIVANDRUM	35	35.98	102.80	45	31.84	70.76
30	VISAKHAPATANAM	30	14.31	47.70	35	101.4	289.71
31	KANNUR	0.00	0.31	0.00	0.00	1.78	0.00
32	KOZHICODE	0.00	1.21	0.00	0.00	0.00	0.00
33	Hindustan Coir Sales Outlet	0.00	15.94	0.00	0.00	60.75	0.00
	TOTAL	1800	1402.76	77.93	2090	2058.18	98.48
	DGS&D Sales		59.71			44.57	
	GRAND TOTAL		1462.47	81.25		2,102.75	100.61

ANNEXURE - VI
COIR BOARD, COCHIN
CONSOLIDATED BALANCE SHEET AS AT 31-03-2013

(Rs. in 000)



	Schedule	2012-2013	2011-2012
<u>CORPUS/CAPITAL FUND AND LIABILITIES</u>			
CORPUS/CAPITAL FUND	1	408,323	422,268
RESERVES AND SURPLUS	2	112,943	104,549
EARMARKED/ ENDOWMENT FUNDS	3	264,834	337,969
SECURED LOANS AND BORROWINGS	4	-	-
UNSECURED LOANS AND BORROWINGS	5	13,131	14,341
DEFERRED CREDIT LIABILITIES	6	112,765	104,709
CURRENT LIABILITIES AND PROVISIONS	7	64,769	39,269
T O T A L		976,765	1,023,105
<u>ASSETS</u>			
FIXED ASSETS	8	90,473	97,415
INVESTMENTS - FROM EARMARKED/ENDOWMENT FUNDS	9	-	-
INVESTMENTS - OTHERS	10	-	-
CURRENT ASSETS, LOANS, ADVANCES ETC	11	886,292	925,690
MISCELLANEOUS EXPENDITURE (to the extent not written off or adjusted)		-	-
T O T A L		976,765	1,023,105
SIGNIFICANT ACCOUNTING POLICIES	24		
CONTINGENT LIABILITIES AND NOTES ON ACCOUNTS	25		

Sd/-
Sr. Accounts Officer

Sd/-
Secretary

Sd/-
Chairman

ANNEXURE - VII

COIR BOARD, COCHIN

CONSOLIDATED INCOME AND EXPENDITURE ACCOUNT FOR THE YEAR ENDED 31-03-2013

(Rs. In 000)

	Schedule	2012-2013	2011-2012
INCOME			
Income from Sales/Services	12	66,273	56,174
Grants/Subsidies	13	342,094	308,790
Fees/Subscriptions	14	1,197	1,847
Income from Investments (income on Invest. from earmarked/ endow.funds trfd to Fund)	15	-	-
Income from Royalty, Publications etc.	16	253	200
Interest Earned	17	14,582	10,545
Other Income	18	3,933	261
Increase/(decrease) in stock of Finished goods and Work in Progress	19	(2,847)	9,051
TOTAL (A)		425,485	386,868
EXPENDITURE			
Establishment Expenses	20	213,536	194,016
Other Administrative Expenses etc	21	147,211	194,175
Expenditure on Grants, Subsidies etc	22	63,327	46,758
Interest	23	7,536	6,843
Depreciation (Net total at the year end - corresponding to schedule 8)		7,820	8,875
TOTAL (B)		439,430	450,667
Balance being excess of Income over Expenditure (A-B)		(13,945)	(63,799)
Transfer to Special Reserve (Specify each) - Capital Reserve		-	-
Transfer to/from General Reserve		-	-
BALANCE BEING SURPLUS/(DEFICIT) CARRIED TO CORPUS/CAPITAL FUND		(13,945)	(63,799)
SIGNIFICANT ACCOUNTING POLICIES	24		
CONTINGENT LIABILITIES AND NOTES ON ACCOUNTS	25		

79

Sd/-
Sr. Accounts Officer

Sd/-
Secretary

Sd/-
Chairman



COIR BOARD, COCHIN
SCHEDULES FORMING PART OF CONSOLIDATED BALANCE SHEET AS AT 31-03-2013

(Rs. In 000)



	2012-2013		2011-2012	
<u>SCHEDULE 1- CORPUS/CAPITAL FUND:</u>				
Balance as at the beginning of the year		422,268		486,067
Add: Contribution towards Corpus/Capital Fund			-	
Add/(Deduct):Balance of net income/(expenditure) transferred from the Income and Expenditure A/c	(13,945)	(13,945)	(63,799)	(63,799)
BALANCE AS AT THE YEAR - END		408,323		422,268
<u>SCHEDULE 2- RESERVES AND SURPLUS:</u>				
<u>1. Capital Reserve:</u>				
<u>As per last Account</u>	<u>104,549</u>		<u>98,023</u>	
<u>Addition during the year</u>	<u>8,394</u>		<u>6,526</u>	
<u>Less: Deductions during the year</u>		<u>112,943</u>	-	<u>104,549</u>
<u>2.Revaluation Reserve:</u>				
As per last Account	-		-	
Addition during the year	-		-	
Less: Deductions during the year	-	-	-	-
<u>3. Special Reserve:</u>				
As per last Account	-		-	
Addition during the year	-		-	
Less: Deductions during the year	-	-	-	-
<u>4. General Reserve:</u>				
As per last Account	-		-	
Addition during the year	-		-	
Less: Deductions during the year	-	-	-	-
TOTAL		112,943		104,549

Sd/-
Sr. Accounts Officer

Sd/-
Secretary

Sd/-
Chairman

COIR BOARD, COCHIN
SCHEDULES FORMING PART OF CONSOLIDATED BALANCE SHEET AS AT 31-03-2013

(Rs. In 000)

	FUND -WISE BREAK UP									TOTALS	
	REMOT	A & N	New Pension Fund	SFURTI	M D A (DMD)	CDB	NRDC	BRNS	BARC	2012-13	2011-12
SCHEDULE 3- EARMARKED/ ENDOWMENT FUNDS											
a) Opening balance of the funds:	88,893	94	3,508	192,284	52,673	-	517	-	-	337,969	252,885
b) Additions to the Fund:	-	-	-	-	-	-	-	-	-	-	-
i. Donations/grants	-	-	1,292	-	-	-	-	-	-	1,292	101,891
ii. Income from investments made on account of funds	-	-	-	-	-	-	-	-	-	-	-
iii. Other additions (specify nature)	-	-	-	-	-	-	-	-	-	-	-
a) Interest on SB	817	-	17	533	-	-	-	-	-	1,367	1,441
b) Interest on FD	5,406	-	3	-	2,822	-	-	-	-	8,231	6,950
c) Interest (Coir Board)	-	-	-	-	-	-	-	-	-	-	-
d) Interest to subscribers	-	-	-	-	-	-	-	-	-	-	663
e) Sales Proceeds	-	-	-	-	-	-	-	-	-	-	3
TOTAL (a+b)	95,116	94	4,820	192,817	55,495	-	517	-	-	348,859	363,833
c) Utilisation/Expenditure towards objectives of funds:											
i. Capital Expenditure											
Fixed Assets	-	-	-	-	475	-	-	-	-	475	693
Others	-	-	7,946	-	-	-	-	-	-	7,946	609
Total	-	-	7,946	-	475	-	-	-	-	8,421	1,302
ii. Revenue Expenditure											
Salaries, Wages and Allowances etc	-	-	-	-	-	-	-	-	-	-	-
Rent	-	-	-	-	-	-	-	-	-	-	326
Other Administrative Expenses	74,388	-	-	-	1,216	-	-	-	-	75,604	24,236
Total	74,388	-	-	-	1,216	-	-	-	-	75,604	24,562
TOTAL (c)	74,388	-	7,946	-	1,691	-	-	-	-	84,025	25,864
NET BALANCE AS AT THE YEAR-END(a+b-c)	20,728	94	(3,126)	192,817	53,804	-	517	-	-	264,834	337,969

Sd/-
Sr. Accounts Officer

Sd/-
Secretary

Sd/-
Chairman



COIR BOARD, COCHIN
SCHEDULES FORMING PART OF CONSOLIDATED BALANCE SHEET AS AT 31-03-2013

(Rs. In 000)



	2012-2013		2011-2012	
<u>SCHEDULE 4 - SECURED LOANS AND BORROWINGS:</u>				
1. Central Government		-		-
2. State Government (Specify)		-		-
3. Financial Institutions				
a) Term Loans	-		-	
b) Interest accrued and due	-	-	-	-
4. Banks:				
a) Term Loans	-		-	
Interest accrued and due	-	-	-	-
b) Other Loans (specify)	-			
Interest accrued and due	-	-		-
5. Other Institutions and Agencies		-		-
6. Debentures and Bonds		-		-
7. Others (Specify)		-		-
TOTAL		-		-

Sd/-
Sr. Accounts Officer

Sd/-
Secretary

Sd/-
Chairman

COIR BOARD, COCHIN
SCHEDULES FORMING PART OF CONSOLIDATED BALANCE SHEET AS AT 31-03-2013

(Rs. In 000)

	2012-2013	2011-2012
<u>SCHEDULE 5 - UNSECURED LOANS AND BORROWINGS:</u>		
1. Central Government	13,131	14,341
2. State Government (Specify)		-
3. Financial Institutions		-
4. Bank:		
a) Term Loans		-
b) Other Loans (Specify)		-
5. Other Institutions and Agencies		-
6. Debentures and Bonds		-
7. Fixed Deposits		-
8. Others (Specify)		-
TOTAL	13,131	14,341

	2012-2013	2011-2012
<u>SCHEDULE 6- DEFERRED CREDIT LIABILITIES:</u>		
a) Acceptances secured by hypothecation of capital equipment and other assets	-	-
b) Others		
(i) Subscription	106,835	103,074
(ii) Coir Board Plan Fund	-	
(iii) Coir Board MDA	-	
(iv) Amount Deposited for Fab Looms	1,635	1,635
(v) Coir Board Non-Plan Fund	-	-
(vi) SFURTI A/c.	-	-
(vii) REMOT A/c.	-	-
(viii) Hindustan Coir A/c.	-	-
(ix) Coir Board New Pension Fund	-	-
(x) Singai Coir Cluster	4,295	-
TOTAL	112,765	104,709

Sd/-
Sr. Accounts Officer

Sd/-
Secretary

Sd/-
Chairman



COIR BOARD, COCHIN
SCHEDULES FORMING PART OF CONSOLIDATED BALANCE SHEET AS AT 31-03-2013

(Rs. In 000)



	2012-2013		2011-2012	
SCHEDULE 7- CURRENT LIABILITIES AND PROVISIONS				
A. CURRENT LIABILITIES				
1. Acceptances		-		-
2. Sundry Creditors:				
a) For Goods	937		738	
b) Others	248	1,185	248	986
3. Advances Received		-		-
4. Interest accrued but not due on:				
a) Secured Loan/Borrowings	-		-	
b) Unsecured Loan/Borrowings		-		-
5. Statutory Liabilities:				
a) Overdue	-		-	
b) Others :-				
ESI & Provident Fund	-	-	-	-
6. Other Current Liabilities		63,584		38,283
TOTAL (A)		64,769		39,269
B. PROVISIONS				
1. For Taxation	-			-
2. Gratuity	-			-
3. Superannuation/Pension	-			-
4. Accumulated Leave Encashment	-			-
5. Trade Warranties/Claims	-			-
6. Others (Specify)		-		-
TOTAL (B)		-		-
TOTAL (A+B)		64,769		39,269

Sd/-
Sr. Accounts Officer

Sd/-
Secretary

Sd/-
Chairman

COIR BOARD, COCHIN
SCHEDULES FORMING PART OF CONSOLIDATED BALANCE SHEET AS AT 31-03-2013

(Rs. In 000)

	GROSS BLOCK				DEPRECIATION					NET BLOCK	
	Cost/ valuation as at 01/04/2012	Additions during the year	Deductions during the year	Cost/ valuation as at 31/03/2013	As at 01/04/2012	Prior Period Deduction	On Additions during the year	On Deductions during the year	Total up to 31/03/2013	As on 31/03/2013	As on 31/03/2012
SCHEDULE 8- FIXED ASSETS											
DESCRIPTIONS											
A. FIXED ASSETS:-											
1. LAND											
a) Freehold	7,206			7,206	-	-	-	-		7,206	7,206
b) Leasehold				-							
2. BUILDINGS:											
a) On Freehold Land	51,661			51,661	8,107		1,090		9,197	42,464	43,554
b) On Leasehold Land				-					-	-	-
c) Ownership Flats / Premises				-					-	-	-
d) Superstructure on land not belonging to the entity				-					-	-	-
3. Plant, Machinery and Equipment											
	63,092	61		63,153	36,733		3,964		40,697	22,456	26,359
4. Vehicles											
	845			845	544		39		583	262	301
5. Furniture and Fixtures											
	13,559	45		13,604	4,171		566		4,737	8,867	9,388
6. Office Equipments											
	10,768	533		11,301	6,216		694		6,910	4,391	4,552
7. Computer/Peripherals											
	21,301	182		21,483	18,679		1,087		19,766	1,717	2,622
8. Electric Installations											
	481			481	278		31		309	172	203
9. Library Books											
	4,783	57		4,840	2,072		274		2,346	2,494	2,711
10. Tubewells & W. Supply											
				-					-	-	-
11. Other Fixed Assets											
a) Sundry Assets	104			104	54		5		59	45	50
b) Tools & Equipments	54			54	36		3		39	15	18
c) Machine Tools	257			257	170		13		183	74	87
d) Lab Equipments	728			728	379		52		431	297	349
e) Patent	18			18	3		2		5	13	15
TOTAL OF CURRENT YEAR	174,857	878	-	175,735	77,442	-	7,820	-	85,262	90,473	97,415
PREVIOUS YEAR	171,249	3,994	386	174,857	68,833	-	8,875	266	77,442	97,415	102,416
B. CAPITAL WORK-IN-PROGRESS	-	-	-	-	-	-	-	-	-	-	-
TOTAL	174,857	878	-	175,735	77,442	-	7,820	-	85,262	90,473	97,415

Sd/-
Sr. Accounts Officer

Sd/-
Secretary

Sd/-
Chairman



COIR BOARD, COCHIN
SCHEDULES FORMING PART OF CONSOLIDATED BALANCE SHEET AS AT 31-03-2013

(Rs. In 000)



	2012-2013	2011-2012
<u>SCHEDULE 9- INVESTMENTS FROM EARMARKED/ENDOWMENT FUNDS:</u>		
1. In Government Securities	-	-
2. Other Approved Securities	-	-
3. Shares	-	-
4. Debentures and Bonds	-	-
5. Subsidiaries and Joint Ventures	-	-
6. Others (to be specified)	-	-
TOTAL	-	-
	2012-2013	2011-2012
<u>SCHEDULE 10- INVESTMENTS - OTHERS:</u>		
1. In Government Securities	-	-
2. Other Approved Securities	-	-
3. Shares	-	-
4. Debentures and Bonds	-	-
5. Subsidiaries and Joint Ventures	-	-
6. Others (to be specified)	-	-
TOTAL	-	-

Sd/-
Sr. Accounts Officer

Sd/-
Secretary

Sd/-
Chairman

COIR BOARD, COCHIN
SCHEDULES FORMING PART OF CONSOLIDATED BALANCE SHEET AS AT 31-03-2013

(Rs. In 000)

	2012-2013		2011-2012	
<u>SCHEDULE 11- CURRENT ASSETS, LOANS, ADVANCES ETC:</u>				
<u>A . CURRENT ASSETS:-</u>				
<u>1. Inventories:</u>				
a) Stores and Spares	3,061		2,568	
b) Packing Materials	360		428	
c) Loose Tools	-		-	
d) Stock in Trade	-		-	
Finished Goods	13,963		16,810	
Work in progress	26		26	
Raw Materials	1,540	18,950	1,437	21,269
2. Sundry Debtors:				
a) Debts Outstanding for a period exceeding six months	2,937		5,678	
b) Others	8,322	11,259	3,838	9,516
3. Cash Balances in Hand (Including cheques/draft and imprest)		6		5
4. Bank Balances:				
a) With Scheduled Banks:				
On Current Accounts	51,742		61,596	
On Deposit Accounts (including Margin Money)	85,169		201,246	
On Savings Accounts	36,907	173,818	38,606	301,448
b) With non - Scheduled Banks:-				
On Current Accounts			-	
On Deposits Accounts			-	
On Savings Accounts		-	-	-
5. Post Office-Savings Accounts		-		-
TOTAL (A)		204,033		332,238

Sd/-
Sr. Accounts Officer

Sd/-
Secretary

Sd/-
Chairman



COIR BOARD, COCHIN
SCHEDULES FORMING PART OF CONSOLIDATED BALANCE SHEET AS AT 31-03-2013

(Rs. In 000)



	2012-2013		2011-2012	
SCHEDULE 11- CURRENT ASSETS, LOANS, ADVANCES ETC:				
B. LOANS, ADVANCES AND OTHER ASSETS:-				
1. Loans				
a) Staff	51,591		51,057	
b) Other Entities engaged in activities/objectives similar to that of the Entity			-	
c) Others (Specify)		51,591	48	51,105
2. Advances and other amounts recoverable in cash or in kind or for value to be received				
a) On Capital Account	1,633		1,633	
b) Prepayments	122		750	
c) Others	619,626	621,381	505,226	507,609
3. Income Accrued:				
a) On Investment from Earmarked/Endowment Funds			-	
b) On Investment - Others			-	
c) On Loans and Advances			-	
d) Others (MDA Receivable)	-		-	
(Includes income due realised- Rs.....)				
(i) Interest Accrued on FD	5,749		8,395	
(ii) Commission Receivable	309		5,538	
(iii) Dying & Electricity Charges	-		15,578	
(iv) Grant Receivable Plan Fund	-			
(v) Pension contribution receivable	50		2,402	
(vi) Interest Receivable - Coir Board				
(vii) Space Rent Receivable - Abroad	3,179	9,287	2,825	34,738
4. Claims Receivable		-		-
TOTAL (B)		682,259		593,452
TOTAL (A+B)		_886,292		925,690

Sd/-
Sr. Accounts Officer

Sd/-
Secretary

Sd/-
Chairman

COIR BOARD, COCHIN
SCHEDULES FORMING PART OF CONSOLIDATED INCOME & EXPENDITURE FOR THE YEAR ENDED 31-03-2013

(Rs. In 000)

	2012-2013	2011-2012
<u>SCHEDULE 12- INCOME FROM SALES /SERVICES:</u>		
1. Income from Sales		
a) Sale of Finished Goods	37,149	33,161
b) Sale of Raw Material		-
c) Sale of Scraps	706	1,172
2. Income from Services		
a) Labour and Processing Charges	-	874
b) Professional/Consultancy Services	-	
c) Agency Commission and Brokerage	20,093	16,429
d) Maintenance Services (Equipment/Property)	1,109	1,049
e) Others (Specify)		
i) Space Rent Received	7,200	3,439
ii) Technology Transfer	16	50
TOTAL	66,273	56,174
	2012-2013	2011-2012
<u>SCHEDULE 13- GRANTS/SUBSIDIES</u>		
(Irrevocable Grants & Subsidies Received)		
1. Central Government	342,032	308,790
2. State Government(s)		
3. Government Agencies		
4. Institution/Welfare Bodies		
5. International Organisations		
6. Others (Specify)		
(a) Pension contribution - Coir Board	62	-
(b) MDA - HC	-	-
(c) Pension Contribution - Deputation Staff		
TOTAL	342,094	308,790

88

Sd/-
Sr. Accounts Officer

Sd/-
Secretary

Sd/-
Chairman



COIR BOARD, COCHIN
SCHEDULES FORMING PART OF CONSOLIDATED INCOME & EXPENDITURE
FOR THE YEAR ENDED 31-03-2013



(Rs. In 000)

	2012-2013	2011-2012
<u>SCHEDULE 14- FEES/SUBSCRIPTIONS</u>		
<u>1. Entrance Fees</u>		
1) Entrance Fees	-	-
2) Annual Fees / Subscriptions	1,197	1,847
3) Seminar / Program Fee	-	-
4) Consultancy Fee	-	-
5) Others(Specify)	-	-
TOTAL	1,197	1,847

Sd/-
Sr. Accounts Officer

Sd/-
Secretary

Sd/-
Chairman

COIR BOARD, COCHIN
SCHEDULES FORMING PART OF CONSOLIDATED INCOME & EXPENDITURE
FOR THE YEAR ENDED 31-03-2013

(Rs. In 000)

	Investment from Earmarked Fund		Investment Others	
	2012-2013	2011-2012	2012-2013	2011-2012
<u>SCHEDULE 15- INCOME FROM INVESTMENTS:</u>				
1. Interest				
a) On Government Securities	-	-	-	-
b) Other Bonds / Debentures	-	-	-	-
2. Dividends				
a) On Shares	-	-	-	-
b) On Mutual Fund Securities	-	-	-	-
3. Rent		-	-	-
4. Others (Specify)	-		-	-
TOTAL	-	-	-	-
TRANSFERRED TO EARMARKED / ENDOWMENT FUNDS	-	-		

Sd/-
Sr. Accounts Officer

Sd/-
Secretary

Sd/-
Chairman



COIR BOARD, COCHIN
SCHEDULES FORMING PART OF CONSOLIDATED INCOME & EXPENDITURE FOR THE YEAR ENDED 31-03-2013

(Rs. In 000)



92

	2012-2013	2011-2012
<u>SCHEDULE 16- INCOME FROM ROYALTY, PUBLICATION ETC</u>		
1) Income from Royalty	-	-
2) Income from Publications	253	200
3) Others (Specify)	-	-
TOTAL	253	200

	2012-2013	2011-2012
<u>SCHEDULE 17- INTEREST EARNED</u>		
1) On Term Deposits:-		
a) With Schedule Banks	8,277	7,750
b) With Non Schedule Banks		-
c) With Institutions	41	-
d) Others : Interest on Govt. Securities		-
2) On Savings Accounts:-		
a) With Schedule Banks	5,738	2,345
b) With Non Schedule Banks		-
c) Post Office Savings Accounts		-
d) Others		-
3) On Loans:		
a) Employees / Staff	526	450
b) Others		-
4) Interest on Debtors and Other Receivables		-
TOTAL	14,582	10,545

Sd/-
Sr. Accounts Officer

Sd/-
Secretary

Sd/-
Chairman

COIR BOARD, COCHIN
SCHEDULES FORMING PART OF CONSOLIDATED INCOME & EXPENDITURE FOR THE YEAR ENDED 31-03-2013

(RS. In 000)

	2012-2013	2011-2012
<u>SCHEDULE 18- OTHER INCOME</u>		
1) Profit on Sale/disposal of Assets:-		
a) Owned Assets		-
b) Assets acquired out of grants or received free of cost		-
2) Export Incentive Realised		-
3) Fees for Miscellaneous Services		-
4) Miscellaneous Income	3,861	252
5) Prior Period Items		-
6) Insurance Claim Received	72	9
TOTAL	3,933	261
	2012-2013	2011-2012
<u>SCHEDULE 19- INCREASE/(DECREASE) IN STOCK OF FINISHED GOODS & WORK IN PROGRESS</u>		
a) Closing Stock:-		
Finished Goods	13,963	16,810
Work in Progress	26	26
b) Less: Opening Stock:-		
Finished Goods	16,810	7,650
Work in Progress	26	135
NET INCREASE/(DECREASE) (a-b)	(2,847)	9,051
	2012-2013	2011-2012
<u>SCHEDULE 20- ESTABLISHMENT EXPENSES</u>		
a) Salaries and Wages	157,036	146,693
b) Allowances and Bonus		-
c) Contribution to Provident Fund		-
d) Contribution to Other Fund - ESI	9	58
e) Staff Welfare Expenses	290	255
f) Expenses on Employees Retirement and Terminal Benefit	56,191	47,010
g) Others (Specify)		-
(i) Contribution New Pension Fund	10	-
TOTAL	213,536	194,016

88

Sd/-
Sr. Accounts Officer

Sd/-
Secretary

Sd/-
Chairman





COIR BOARD, COCHIN
SCHEDULES FORMING PART OF CONSOLIDATED INCOME & EXPENDITURE
ENDED 31-03-2013

(Rs. In 000)

	2012-2013	2011-2012
<u>SCHEDULE 21- OTHER ADMINISTRATIVE EXPENSES</u>		
a) Purchases	14,683	23,009
b) Labour and Processing Expenses	415	50
c) Cartage and Carriage Inward	2	11
d) Electricity and Power	4,432	3,281
e) Water Charges	7	183
f) Insurance	187	172
g) Repairs and Maintenance	4,237	3,297
h) Excise Duty	314	170
I) Rent, Rates and Taxes	8,724	8,038
j) Vehicles Running and Maintenance	351	211
k) Postage, Telephone and Communication Charges	2,946	2,295
l) Printing and Stationery	3,694	2,044
m) Travelling and Conveyance Expenses	19,569	14,639
n) Expenses on Seminar / Workshop	35,549	10,518
o) Subscription Expenses	231	272
p) Expenses on Fees	-	
q) Auditors Remuneration	224	350
r) Hospitality Expenses	171	60
s) Professional Charges	1,200	1,976
t) Provision for Bad and Doubtful Debts/ Advances		
u) Irrecoverable Balances Written-off		
v) Packing Charges	199	220
w) Freight and Forwarding Expenses	1,525	1,336
x) Distribution Expenses	8,213	7,541
y) Advertisement and Publicity	14,892	40,344
z) Others (Specify)		
(1) General Expenses	3,811	3,523
(2) Training	16,991	61,737
(3) Loss on goods damaged		
(4) Product Diversification	1,190	5,761
(5) Award Distribution Expenses		
(6) Economic & Market Research Study		
(7) Export Promotion Expenses	371	1,269
(8) Prior Period Expenses	1,373	1,251
(9) Incidental Charges	94	355
(10) Welfare Measures	1,165	205
(11) Sample testing		8
(12) Loss on Sale of Fixed Asset		49
(13) Technology Transfer	451	
TOTAL	147,211	194,175

Sd/-
Sr. Accounts Officer

Sd/-
Secretary

Sd/-
Chairman

COIR BOARD, COCHIN
SCHEDULES FORMING PART OF CONSOLIDATED INCOME & EXPENDITURE FOR THE YEAR ENDED 31-03-2013

(Rs. In 000)

	2012-2013	2011-2012
<u>SCHEDULE 22- EXPENDITURE ON GRANTS, SUBSIDIES ETC</u>		
a) Grants given to Institutions / Organisations	59,227	45,952
b) Subsidies given to Institutions / Organisations	4,100	806
TOTAL	63,327	46,758

	2012-2013	2011-2012
<u>SCHEDULE 23- INTEREST</u>		
a) On Fixed Loans	-	-
b) On Other Loans (including Bank Charges)	69	46
c) Others (Specify)		
i) On Subscription	5,966	5,384
ii) Interest on Loan (Govt of India)	1,501	1,413
iii) Interest (New Pension Fund)		
TOTAL	7,536	6,843

Sd/-
Sr. Accounts Officer

Sd/-
Secretary

Sd/-
Chairman





COIR BOARD CONSOLIDATED FINANCIAL STATEMENTS

SCHEDULE 24

SIGNIFICANT ACCOUNTING POLICIES

1 ACCOUNTING CONVENTION

- 1.1 The financial statements are prepared on the basis of historical cost convention, unless otherwise stated and on the accrual method of accounting except subscription, interest on subscription, interest on Government Securities in Provident fund Account and interest on Savings Bank Account and interest paid to Govt. Loans which are accounted on cash basis.
- 1.2 REMOT, New Pension fund, SFURTI, MDA (DMD), Fund Received from National Research Development Centre (NRDC) and Fund received from Govt. of Andaman and Nicobar Island (A & N), are treated as Earmarked / Endowment Fund.
- 1.3 The Board is having Nine schemes or funds and separate financial statements are prepared for all the schemes / funds viz, Plan Fund, Non Plan Fund, Market Development Assistance Fund (DMD), SFURTI, Hindustan Coir, General Provident Fund, Pension Fund, New Pension Fund, and REMOT and a consolidated financial statements incorporating all these schemes / funds are also prepared.
- 1.4 Interest received on Fixed Deposits, Savings Account and sales proceeds are treated as income of Earmarked / Endowment Fund.
- 1.5 The figures in the accounts are presented after rounding off to thousands.

2 INVENTORY VALUATION

Stock of furnace oil and chemicals, stationery, Stores and Spares (including machinery spares) are valued at cost and is included under stores and spares.

- 2.2 Raw materials and semi finished goods at factory are valued at lower of cost and net realizable value and finished goods with showrooms is valued after deducting the 20% commission and 5% Profit Margin. The finished goods at factory are valued at ex factory price.

3 FIXED ASSETS

Fixed Assets are stated at cost of acquisition inclusive of inward freight, duties and taxes and incidental and direct expenses related to acquisition.

4 DEPRECIATION

Depreciation is provided on Written Down Value method on the rates consistently applied year after year. Half of the normal rates are applied on Fixed Assets, which are used for less than 182 days. The rate of depreciation provided is as follows:-

Sd/-
Sr. Accounts Officer

Sd/-
Secretary

Sd/-
Chairman



Fixed Assets	Rate of Depreciation
Building	2.50%
Library Books	10.00%
Computer / Peripherals	40.00%
Furniture and Fixtures	6.00%
Machine Tools	15.00%
Plant, Machinery & Equipments	15.00%
Office Equipments	15.00%
Vehicles	15.00%
Lab Equipments	15.00%
Electric Installations	15.00%
Sundry Assets	10.00%
Tools and Equipments	15.00%

Subsidies/grants utilized for capital expenditure are not considered for the calculation of depreciation.

5 ACCOUNTING FOR SALES

5.1 Sales are net of sales returns, rebate and trade discount.

6 GOVERNMENT GRANTS/SUBSIDIES

6.1 Government grants received towards capital expenditure are treated as Capital Reserve.

7 FOREIGN CURRENCY TRANSACTIONS

7.1. Transactions denominated in foreign currency are accounted at the exchange rate prevailing at the date of the transaction.

8. RETIREMENT BENEFITS

8.1 Provision for accumulated leave encashment benefit to the employees is not provided in the accounts. But actuarial liability comes around Rs. 5,94,01,645/-

8.2 Actuarial liability to pensioners under this scheme is Rs. 9,97.49,619/-, for Gratuity and Rs. 85,73,14,287/- for pension, which are not provided for in books of account.

SCHEDULE 25

CONTINGENT LIABILITIES AND NOTES ON ACCOUNTS

1 CONTINGENT LIABILITIES

Claims against the Entity not acknowledged as debts- Rs. Nil (Previous Year Rs. Nil)

In respect of:

- Bank guarantees given by/on behalf of the Entity Rs. Nil (Previous Year Rs Nil)
- Letters of Credit opened by Bank on behalf of the Entity-Rs Nil (Previous year Rs. Nil)
- Bills discounted with banks Rs Nil (Previous year Rs Nil).

1.3 Disputed demands in respect of:

Income-tax Rs Nil (Previous year Rs. Nil)

Sales-tax Rs.. Nil... (Previous year Rs Nil)

Municipal taxes Nil.. (Previous year Rs Nil.)

1.4. In respect of claims from parties for non-execution of orders, but contested by the Entity Rs Nil (Previous Year Rs Nil)

2 CURRENT ASSETS, LOANS AND ADVANCES

In the opinion of the Management, the current assets, loans and advances have a value on realization in the ordinary course of business, equal at least to the aggregate amount shown in the Balance Sheet.

Sd/-
Sr. Accounts Officer

Sd/-
Secretary

Sd/-
Chairman



3 TAXATION

In view of there being no taxable income under Income-tax Act 1961, no provision for Income tax has been considered necessary.

	<u>(Amount-Rs)</u>	
4 <u>FOREIGN CURRENCY TRANSACTIONS</u>	2012-2013	2011-2012
4.1. <u>Value of Imports Calculated in C.I.F. Basis:</u>		
- Purchase of finished Goods		
- Raw Materials & Components (Including in transit)	Nil	Nil
- Capital Goods		
- Stores, Spares and Consumables		
4.2 <u>Expenditure in foreign Currency</u>		
a) Travel	10,52,189.00	2,35,771.00
b) Remittances and interest payment to Financial Institutions/Banks in Foreign Currency		
c) Other Expenditure		
Commission on Sales		
Legal and Professional Expenses		
Miscellaneous Expenses ¹ ,	1,42,59,913.00	75,30,379.00
4.3. <u>Earnings:</u>		
Value of Exports on FOB basis	Nil	Nil
4.4 <u>Remuneration to auditors:</u>		
As Auditors		
- Taxation matters		
- For Management services	Nil	Nil
- For certification		
Others		
5 Prior period Expenses included in Schedule 21:-		
(a) Old un reconciled dyeing and electricity charges receivable from Hindustan Coir for Rs. 13,63,471.56 booked as expenses during the year in the Non Plan Fund.		
(b) Repairs and Maintenance of Rs.10,000.00 relating to the previous years in the Plan Fund.		
6 Fund received from NRDC and A&N for the implementation of particular scheme/ activity is shown under Earmarked / Endowment Fund in schedule 3 along with the expenditure incurred for above scheme / activity.		
7 The amount payable to consignors on the credit sales effected in showrooms which has been incorporated in the books of accounts as on 31-03-2013 is Rs.3,34,26,540.60.		
8 Corresponding figures for the pervious year have been regrouped/Rearranged, wherever necessary.		
9 Schedules 1 to 25 are annexed to and form an integral part of the Balance Sheet as at 31-03-2013 and the Income and Expenditure Account for the year ended on that date.		

Sd/-
Sr. Accounts Officer

Sd/-
Secretary

Sd/-
Chairman

COIR BOARD, COCHIN
CONSOLIDATED RECEIPTS AND PAYMENTS FOR THE YEAR ENDED 31ST MARCH 2013

(Rs. In 000)

Receipts	2012-2013	2011-2012	Payments	2012-2013	2011-2012
I Opening Balances			I Expenses		
a) Cash in hand	5	5	a) Establishment expenses	-	-
b) Bank Balances	-	-	(corresponding to Schedule 20)	204,731	198,704
i) In current accounts	61,596	141,806	(corresponding to Schedule 21)	90,632	91,695
ii) In deposit accounts	173,819	126,188	II Payments made against funds for		
iii) Savings accounts	38,606	33,084	various projects	-	-
II Grants Received			a) Expenses under SFURTI	-	198
a) From Government of India	-	-	b) Expenses under MDA (DMD)	-	583
i) Capital Purpose	8,394	3,820	c) Expenses under REMOT	-	22,013
ii) Revenue Purpose	342,032	311,496	d) Expenses under other Earmarked	-	-
iii) For SFURTI	-	-	Fund	75,515	793.00
iv) For REMOT	-	100,000	III Investments and deposits made		
b) From State Government	-	-	a) Out of Earmarked/Endowment funds	-	-
c) From other sources	-	-	b) Out of Own Funds (Investments-others)	-	-
i) Earmarked/Endowment Funds	-	-	IV Expenditure on Fixed Assets &		
a) CDB	-	469	Capital Work-in-Progress	-	-
b) BRNS	-	324	a) Purchase of Fixed Assets	1,163	5,100
c) Grant from Coir Board	-	9,562	b) Expenditure on Capital Work	-	-
c) BARC	-	-	in Progress	-	-
Revenue Purpose			V Refund of surplus money/Loans		
i) Pension Contribution	1,323	1,963	a) To the Government of India	2,210	2,050
ii) Grants - Coir Board	-	3,400	b) To the State Government	-	-
iii) Coir Board (Pension Contri.)	-	13500	c) To other providers of funds	-	-
III Income on Investments from			VI Finance Charges (interest)	1,549	1,445
a) Earmarked/Endow. Funds	-	-	VII Other Payments (Specify)		
b) Own Funds (Oth. Investment)	-	-	a) Salary Advance	2,634	3,106
IV Interest Received			b) Other Advances	142,165	122,469
a) On Bank deposits	28,712	5,502	c) Temporary Advance	896	1,039
b) Loans, Advances etc.	-	121	d) TA Advance	973	187

Sd/-
Sr. Accounts Officer

Sd/-
Secretary

Sd/-
Chairman



Receipts	2012-2013	2011-2012	Payments	2012-2013	2011-2012
V Other Income (Specify)	-	-	e) Prepaid Expenses	80	598
a) Miscellaneous Income	3,848	230	f) Deposit with CPWD	2,710	-
b) Income from Royalty/Publication	253	198	g) Expenses Payable	7,359	6,957
c) Income from Sales/Services	29,108	18,332	h) Coir Board Non Plan Fund	-	45
d) Fee/Subscriptions	1,197	1,841	i) Coir Board - MDA (DMD)	-	15,200
VI Amount Borrowed			j) Coir Board - Plan Fund	-	110.00
a) Loan from Ministry	1,000	2,600	k) Hindustan Coir	-	2,000.00
VII Any other receipts (give details)			l) Loan from the Fund	5,585	4,357.00
a) Earnest Money Deposit	949	544	m) Payment to Creditors	12,535	19,307
b) MDA Fund Received	176	17,000	n) Spot Publicity Advance	-	-
c) Coir Board MDA	-	-	o) Electricity & Water Charges Ad:	967	757
d) Group Insurance Scheme	307	204	p) HBA/VA Paid	1,837	1,763
e) Recovery of HBA/VA	761	1,117	q) Refund of Earnest Money Deposit	1,054	361
f) Loan Recoveries	4,274	4,126	r) Group Insurance Paid	307	204
g) Subscription	5,309	5,164	s) Final Settlement	7,551	5,688
h) Collection from Debtors	26,291	26,314	t) Grants/Subsidies	22,658	58,816
i) Insurance Claim Received	72	8	u) Prior Period Expenses		
j) Pension Contribution Receivable	212	196	v) Payment to NSDL	7,649.00	5,655.00
k) Sale of Fixed Assets	-	21	w) Subscription withdrawn	298.00	-
l) Coir Board Plan	524	-	VIII Closing Balances		
m) Coir Board new Pension	-	21	a) Cash in hand	6	5
n) Coir Board REMOT	25	8	b) Bank Balances	-	-
o) Commission Receivable	5,341	10,359	i) In current account	51,742	61,596
p) Coir Board Pension	-	47	ii) In deposit accounts	55,825	173,819
q) Coir Board Non Plan	843	610	iii) Savings accounts	36,907	33,560
r) Other advance Received	53	-			
s) Fibre Bank Advance	2500	-			
t) Coir Board GPF	8	-			
T O T A L	737,538	840,180	T O T A L	737,538	840,180

Sd/-
Sr. Accounts Officer

Sd/-
Secretary

Sd/-
Chairman



ANNEXURE - VIII

HINDUSTAN COIR
BALANCE SHEET AS AT 31-03-2013

(Rs. In 000)

	Schedule	2012-2013	2011-2012
<u>CORPUS/CAPITAL FUND AND LIABILITIES</u>			
CORPUS/CAPITAL FUND	1	20,696	17,751
RESERVES AND SURPLUS	2	-	-
EARMARKED/ENDOWMENT FUNDS	3	-	-
SECURED LOANS AND BORROWINGS	4	-	-
UNSECURED LOANS AND BORROWINGS	5	-	-
DEFERRED CREDIT LIABILITIES	6	3,700	3,700
CURRENT LIABILITIES AND PROVISIONS	7	21,355	19,840
T O T A L		45,751	41,291
<u>A S S E T S</u>			
FIXED ASSETS	8	1,447	1,542
INVESTMENTS - FROM EARMARKED/ENDOWMENT FUNDS	9	-	-
INVESTMENTS - OTHERS	10	-	-
CURRENT ASSETS, LOANS ADVANCES ETC	11	44,304	39,749
MISCELLANEOUS EXPENDITURE (to the extent not written off or adjusted)			
T O T A L		45,751	41,291
SIGNIFICANT ACCOUNTING POLICIES	24		
CONTINGENT LIABILITIES AND NOTES ON ACCOUNTS	25		

Sd/-
A MSd/-
W MSd/-
SAOSd/-
SecretarySd/-
Chairman

ANNEXURE - IX

HINDUSTAN COIR

INCOME AND EXPENDITURE ACCOUNT FOR THE YEAR ENDED 31-03-2013

(Rs. In 000)

	Schedule	2012-2013	2011-2012
INCOME			
Income from Sales/Services	12	37,149	33,161
Grants/Subsidies	13	3,306	3,400
Fees/Subscriptions	14	-	-
Income from Investments (income on Invest. from earmarked/ endow.funds trfed to Fund)	15	-	-
Income from Royalty, Publications etc.	16	-	-
Interest Earned	17	151	30
Other Income	18	72	25
Increase/(decrease) in stock of Finished goods and Work in Progress	19	(2,847)	9,051
T O T A L (A)		37,831	45,667
EXPENDITURE			
Establishment Expenses	20	8,327	7,738
Other Administrative Expenses etc	21	26,452	31,450
Expenditure on Grants, Subsidies etc	22	-	-
Interest	23	2	1
Depreciation (Net total at the year end - corresponding to schedule 8)		105	94
T O T A L (B)		34,886	39,283
Balance being excess of Income over Expenditure (A-B)		2,945	6,384
Transfer to Special Reserve (Specify each)			
Transfer to/from General Reserve			
BALANCE BEING SURPLUS/(DEFICIT) CARRIED TO CORPUS/CAPITAL FUND		2,945	6,384
SIGNIFICANT ACCOUNTING POLICIES	24		
CONTINGENT LIABILITIES AND NOTES ON ACCOUNTS	25		

Sd/-
A MSd/-
W MSd/-
S A OSd/-
SecretarySd/-
Chairman



HINDUSTAN COIR
SCHEDULES FORMING PART OF BALANCE SHEET AS AT 31-03-2013

(Rs. In 000)

	2012-2013		2011-2012	
<u>SCHEDULE 1- CORPUS / CAPITAL FUND:</u>				
Balance as at the beginning of the year		17,751		11,367
Add: Contribution towards Corpus/Capital Fund	-			
Add/(Deduct):Balance of net income/(expenditure) transferred from the Income and Expenditure A/c	2,945	2,945	6,384	6,384
BALANCE AS AT THE YEAR - END		20,696		17,751
<u>SCHEDULE 2- RESERVES AND SURPLUS:</u>				
1. Capital Reserve:				
As per last Account	-		-	
Addition during the year	-		-	
Less: Deductions during the year	-	-	-	-
2. Revaluation Reserve:				
As per last Account	-		-	
Addition during the year	-		-	
Less: Deductions during the year	-	-	-	-
3. Special Reserve:				
As per last Account	-		-	
Addition during the year	-		-	
Less: Deductions during the year	-	-	-	-
4. General Reserve:				
As per last Account	-		-	
Addition during the year	-		-	
Less: Deductions during the year	-	-	-	-
TOTAL				

Sd/-
A MSd/-
W MSd/-
S A OSd/-
SecretarySd/-
Chairman

HINDUSTAN COIR
SCHEDULES FORMING PART OF BALANCE SHEET AS AT 31-03-2013

(Rs. In 000)



104

	FUND -WISE BREAK UP				TOTALS	
					2012-2013	2011-2012
<u>SCHEDULE 3- EARMARKED/ENDOWMENT FUNDS</u>						
a) Opening balance of the funds:	-	-	-	-	-	-
b) Additions to the Fund:						
i. Donations/grants	-	-	-	-	-	-
ii. Income from investments made on account of funds	-	-	-	-	-	-
iii. Other additions (specify nature)						
TOTAL (a+b)	-	-	-	-	-	-
c) Utilisation/Expenditure towards objectives of funds:						
i. Capital Expenditure						
Fixed Assets	-	-	-	-	-	-
Others	-	-	-	-	-	-
Total	-	-	-	-	-	-
ii. Revenue Expenditure						
Salaries, Wages and Allowances etc	-	-	-	-	-	-
Rent	-	-	-	-	-	-
Other Administrative Expenses	-	-	-	-	-	-
Total	-	-	-	-	-	-
TOTAL (c)	-	-	-	-	-	-
NET BALANCE AS AT THE YEAR-END(a+b-c)	-	-	-	-	-	-

Sd/-
A M

Sd/-
W M

Sd/-
SAO

Sd/-
Secretary

Sd/-
Chairman

HINDUSTAN COIR
SCHEDULES FORMING PART OF BALANCE SHEET AS AT 31-03-2013

(Rs. In 000)

	2012-2013		2011-2012	
SCHEDULE 4 - SECURED LOANS AND BORROWINGS:				
1. Central Government	-	-	-	-
2. State Government (Specify)	-	-	-	-
3. Financial Institutions				
a) Term Loans	-	-	-	-
b) Interest accrued and due	-	-	-	-
4. Banks:				
a) Term Loans	-	-	-	-
Interest accrued and due	-	-	-	-
b) Other Loans (specify)	-	-	-	-
Interest accrued and due	-	-	-	-
5. Other Institutions and Agencies	-	-	-	-
6. Debentures and Bonds	-	-	-	-
7. Others (Specify)	-	-	-	-
TOTAL	-	-	-	-

Sd/-
A M

Sd/-
W M

Sd/-
S A O

Sd/-
Secretary

Sd/-
Chairman



HINDUSTAN COIR
SCHEDULES FORMING PART OF BALANCE SHEET AS AT 31-03-2013

(Rs. In 000)



90

	2012-2013	2011-2012
<u>SCHEDULE 5 - UNSECURED LOANS AND BORROWINGS:</u>		
1. Central Government	-	-
2. State Government (Specify)	-	-
3. Financial Institutions	-	-
4. Bank:		
a) Term Loans	-	-
b) Other Loans (Specify)	-	-
5. Other Institutions and Agencies	-	-
6. Debentures and Bonds	-	-
7. Fixed Deposits	-	-
8. Others (Specify)	-	-
TOTAL	-	-

	2012-2013	2011-2012
<u>SCHEDULE 6- DEFERRED CREDIT LIABILITIES:</u>		
a) Acceptances secured by hypothecation of capital equipment and other assets	-	-
b) Others	-	-
(i) Amount deposited for FAB of looms	1,635	1,635
(ii) Coir Board MDA (DMD)	-	-
(iii) Coir Board Plan Fund	1,538	1,538
(iv) Coir Board Non Plan Fund	527	527
TOTAL	3,700	3,700

Sd/-
A M

Sd/-
W M

Sd/-
SAO

Sd/-
Secretary

Sd/-
Chairman

HINDUSTAN COIR
SCHEDULES FORMING PART OF BALANCE SHEET AS AT 31-03-2013

(Rs. In 000)

	2012-2013		2011-2012	
SCHEDULE 7- CURRENT LIABILITIES AND PROVISIONS				
A. CURRENT LIABILITIES				
1. Acceptances	-	-	-	-
2. Sundry Creditors:				
a) For Goods	937		738	
b) Others	-	937	-	738
3. Advances Received		-		
4. Interest accrued but not due on:				
a) Secured Loan/Borrowings	-	-	-	-
b) Unsecured Loan/Borrowings	-	-	-	-
5. Statutory Liabilities:				
a) Overdue	-	-	-	-
b) Others : ESI & Provident Fund	-	-	-	-
6. Other Current Liabilities		20,418		19,102
TOTAL (A)		21,355		19,840
B. PROVISIONS				
1. For Taxation	-		-	
2. Gratuity	-		-	
3. Superannuation/Pension	-		-	
4. Accumulated Leave Encashment	-		-	
5. Trade Warranties/Claims	-		-	
6. Others (Specify)	-	-	-	-
TOTAL (B)		-		-
TOTAL (A+B)		21,355		19,840

Sd/-
A M

Sd/-
W M

Sd/-
S A O

Sd/-
Secretary

Sd/-
Chairman



HINDUSTAN COIR
SCHEDULES FORMING PART OF BALANCE SHEET AS AT 31-03-2013

(Rs. In 000)

	GROSS BLOCK				DEPRECIATION				NET BLOCK	
	Cost/ valuation as at 01/04/2012	Additions during the year	Deductions during the year	Cost/ valuation as at 31/03/2013	As at 01/04/2012	Additions during the year	On Deductions during the year	Total up to 31/03/2013	As on 31/03/2013	As on 31/03/2012
SCHEDULE 8- FIXED ASSETS										
DESCRIPTIONS										
A. FIXED ASSETS:-	-	-	-	-	-	-	-	-	-	-
1. LAND	-	-	-	-	-	-	-	-	-	-
a) Freehold	-	-	-	-	-	-	-	-	-	-
b) Leasehold	-	-	-	-	-	-	-	-	-	-
2. BUILDINGS:	-	-	-	-	-	-	-	-	-	-
a) On Freehold Land	1,233	-	-	1,233	201	27	-	228	1,005	1,032
b) On Leasehold Land	-	-	-	-	-	-	-	-	-	-
c) Ownership Flats / Premises	-	-	-	-	-	-	-	-	-	-
d) Superstructure on land not belonging to the entity	-	-	-	-	-	-	-	-	-	-
3. Plant, Machinery and Equipment	493	-	-	493	244	42	-	286	207	249
4. Vehicles	-	-	-	-	0	-	-	-	-	-
5. Furniture and Fixtures	169	-	-	169	54	7	-	61	108	115
6. Office Equipments	85	5	-	90	18	13	-	31	59	67
7. Computer/Peripherals	83	5	-	88	72	8	-	80	8	11
8. Electric Installations	-	-	-	-	-	-	-	-	-	-
9. Library Books	-	-	-	-	-	-	-	-	-	-
10. Tubewells & W. Supply	-	-	-	-	-	-	-	-	-	-
11. Other Fixed Assets	-	-	-	-	-	-	-	-	-	-
a) Sundry Assets	104	-	-	104	54	5	-	59	45	50
b) Tools & Equipments	54	-	-	54	36	3	-	39	15	18
TOTAL OF CURRENT YEAR	2,221	10	-	2,231	679	105	-	784	1,447	1,542
PREVIOUS YEAR	2,300	174	253	2,221	742	94	157	679	1,542	1,558
B. CAPITAL WORK-IN-PROGRESS	-	-	-	-	-	-	-	-	-	-
TOTAL	2,221	10	-	2,231	679	105	-	784	1,447	1,542

Sd/-
A M

Sd/-
W M

Sd/-
S A O

Sd/-
Secretary

Sd/-
Chairman



HINDUSTAN COIR
SCHEDULES FORMING PART OF BALANCE SHEET AS AT 31-03-2013

(Rs. In 000)

	2012-2013	2011-2012
<u>SCHEDULE 9- INVESTMENTS FROM EARMARKED/ENDOWMENT FUNDS:</u>		
1. In Government Securities	-	-
2. Other Approved Securities	-	-
3. Shares	-	-
4. Debentures and Bonds	-	-
5. Subsidiaries and Joint Ventures	-	-
6. Others (to be specified)	-	-
TOTAL	-	-
	2012-2013	2011-2012
<u>SCHEDULE 10- INVESTMENTS - OTHERS:</u>		
1. In Government Securities	-	-
2. Other Approved Securities	-	-
3. Shares	-	-
4. Debentures and Bonds	-	-
5. Subsidiaries and Joint Ventures	-	-
6. Others (to be specified)	-	-
TOTAL	-	-

109

Sd/-
A MSd/-
W MSd/-
SAOSd/-
SecretarySd/-
Chairman

HINDUSTAN COIR
SCHEDULES FORMING PART OF BALANCE SHEET AS AT 31-03-2013

(Rs. In 000)

	2012-2013		2011-2012	
<u>SCHEDULE 11- CURRENT ASSETS, LOANS, ADVANCES ETC.:</u>				
A . CURRENT ASSETS :-				
1. Inventories:				
a) Stores and Spares	326		343	
b) Packing Materials	360		428	
c) Loose Tools	-		-	
d) Stock in Trade	-		-	
Finished Goods	13,963		16,810	
Work in progress	26		26	
Raw Materials	1,540	16,215	1,437	19,044
2. Sundry Debtors:				
a) Debts Outstanding for a period exceeding six months	2,937		5,678	
b) Others	8,322	11,259	3,838	9,516
3. Cash Balances in Hand (Including cheques/draft and imprest)				
4. Bank Balances:				
a) With Scheduled Banks:				
On Current Accounts	2,789		1,270	
On Deposit Accounts (including Margin Money)	1,425		581	
On Savings Accounts	-	4,214	-	1,851
b) With non - Scheduled Banks:-				
On Current Accounts	-		-	
On Deposits Accounts	-		-	
On Savings Accounts	-	-	-	-
5. Post Office-Savings Accounts				
TOTAL (A)		31,694		30,416

Sd/-
A M

Sd/-
W M

Sd/-
SAO

Sd/-
Secretary

Sd/-
Chairman



HINDUSTAN COIR
SCHEDULES FORMING PART OF BALANCE SHEET AS AT 31-03-2013

(Rs. In 000)

	2012-2013		2011-2012	
<u>SCHEDULE 11- CURRENT ASSETS, LOANS, ADVANCES ETC:</u>				
1. Loans				
a) Staff	706		699	
b) Other Entities engaged in activities/objectives similar to that of the Entity	-		-	
c) Others(Specify)	-	706	-	699
2. Advances and other amounts recoverable in cash or in kind or for value to be received				
a) On Captial Account	8,287		8,287	
b) Prepayments	-		36	
c) Others	311	8,598	311	8,634
3. Income Accrued:				
a) On Investment from Earmarked/Endowment Funds	-		-	
b) On Investment - Others	-		-	
c) On Loans and Advances	-		-	
d) Others - MDA Receivable (Includes income due realised- Rs.....)	3,306	3,306	-	-
4. Claims Receivable		-		-
TOTAL (B)		12,610		9,333
TOTAL (A+B)		44,304		39,749

Sd/-
A M

Sd/-
W M

Sd/-
S A O

Sd/-
Secretary

Sd/-
Chairman



HINDUSTAN COIR
SCHEDULES FORMING PART OF INCOME & EXPENDITURE FOR THE YEAR ENDED 31-03-2013

(Rs. In 000)



	2012-2013	2011-2012
<u>SCHEDULE 12- INCOME FROM SALES /SERVICES:</u>		
<u>1. Income from Sales</u>		
a) Sale of Finished Goods	37,149	33,161
b) Sale of Raw Material	-	-
c) Sale of Scraps	-	-
<u>2. Income from Services</u>		
a) Labour and Processing Charges	-	-
b) Professional/Consultancy Services	-	-
c) Agency Commission and Brokerage	-	-
d) Maintenance Services (Equipment/Property)	-	-
e) Others (Specify)	-	-
TOTAL	37,149	33,161
	2012-2013	2011-2012
<u>SCHEDULE 13- GRANTS/SUBSIDIES</u>		
(Irrevocable Grants & Subsidies Received)		
1. Central Government	-	-
2. State Government(s)	-	-
3. Government Agencies	-	-
4. Institution/Welfare Bodies	-	-
5. International Organisations	-	-
6. Others (Specify)	-	-
Coir Board (MDA)	3,306	3,400
TOTAL	3,306	3,400

Sd/-
A MSd/-
W MSd/-
S A OSd/-
SecretarySd/-
Chairman

HINDUSTAN COIR
SCHEDULES FORMING PART OF INCOME & EXPENDITURE FOR THE YEAR ENDED 31-03-2013

(Rs. In 000)

	2012-2013	2011-2012
<u>SCHEDULE 14- FEES/SUBSCRIPTIONS</u>		
<u>1. Entrance Fees</u>		
1) Entrance Fees	-	-
2) Annual Fees / Subscriptions	-	-
3) Seminar / Program Fee	-	-
4) Consultancy Fee	-	-
5) Others (Specify)	-	-
TOTAL	-	-

Sd/-
A M

Sd/-
W M

Sd/-
SAO

Sd/-
Secretary

Sd/-
Chairman



HINDUSTAN COIR
SCHEDULES FORMING PART OF INCOME & EXPENDITURE FOR THE YEAR ENDED 31-03-2013



(Rs. In 000)

	Investment from Earmarked Fund		Investment Others	
	2012-2013	2011-2012	2012-2013	2011-2012
<u>SCHEDULE 15- INCOME FROM INVESTMENTS:</u>				
1. Interest				
a) On Government Securities	-	-	-	-
b) Other Bonds / Debentures	-	-	-	-
2. Dividends				
a) On Shares	-	-	-	-
b) On Mutual Fund Securities	-	-	-	-
3. Rent	-	-	-	-
4. Others (Specify)	-	-	-	-
TOTAL	-	-	-	-
TRANSFERRED TO EARMARKED / ENDOWMENT FUNDS				

Sd/-
A M

Sd/-
W M

Sd/-
SAO

Sd/-
Secretary

Sd/-
Chairman

HINDUSTAN COIR

SCHEDULES FORMING PART OF INCOME & EXPENDITURE FOR THE YEAR ENDED 31-03-2013

(Rs. In 000)

	2012-2013	2011-2012
<u>SCHEDULE 16- INCOME FROM ROYALTY, PUBLICATION ETC</u>		
1) Income from Royalty	-	-
2) Income from Publications	-	-
3) Others (Specify)	-	-
TOTAL	-	-

	2012-2013	2011-2012
<u>SCHEDULE 17- INTEREST EARNED</u>		
1) On Term Deposits:-	-	-
a) With Schedule Banks	151	30
b) With Non Schedule Banks	-	-
c) With Institutions	-	-
d) Others	-	-
2) On Savings Accounts:-	-	-
a) With Schedule Banks	-	-
b) With Non Schedule Banks	-	-
c) Post Office Savings Accounts	-	-
d) Others	-	-
3) On Loans:	-	-
a) Employees / Staff	-	-
b) Others	-	-
4) Interest on Debtors and Other Receivables	-	-
TOTAL	151	30

115

Sd/-
A MSd/-
W MSd/-
S A OSd/-
SecretarySd/-
Chairman

HINDUSTAN COIR

SCHEDULES FORMING PART OF INCOME & EXPENDITURE FOR THE YEAR ENDED 31-03-2013

(Rs. In 000)



16

	2012-2013	2011-2012
<u>SCHEDULE 18- OTHER INCOME</u>		
1) Profit on Sale/disposal of Assets:-	-	-
a) Owned Assets	-	-
b) Assets acquired out of grants or received free of cost	-	-
2) Export Incentive Realised	-	-
3) Fees for Miscellaneous Services	-	-
4) Miscellaneous Income	-	16
5) Prior Period Income	-	-
6) Insurance Claim Received	72	9
TOTAL	72	25
<u>SCHEDULE 19- INCREASE/(DECREASE) IN STOCK OF FINISHED GOODS & WORK IN PROGRESS</u>		
a) Closing Stock:-		
Finished Goods	13,963	16,810
Work in Progress	26	26
b) Less: Opening Stock:-		
Finished Goods	16,810	7,650
Work in Progress	26	135
NET INCREASE/ (DECREASE) (a-b)	(2,847)	9,051
<u>SCHEDULE 20- ESTABLISHMENT EXPENSES</u>		
a) Salaries and Wages	7,811	7,097
b) Allowances and Bonus		-
c) Contribution to Provident Fund		-
d) Contribution to Other Fund - ESI	9	58
e) Staff Welfare Expenses	38	45
f) Expenses on Employees Retirement and Terminal Benefit	469	538
g) Others (Specify)		
TOTAL	8,327	7,738

Sd/-
A M

Sd/-
W M

Sd/-
SAO

Sd/-
Secretary

Sd/-
Chairman



HINDUSTAN COIR
SCHEDULES FORMING PART OF INCOME & EXPENDITURE FOR THE
YEAR ENDED 31-03-2013

(Rs. In 000)

	2012-2013	2011-2012
<u>SCHEDULE 21- OTHER ADMINISTRATIVE EXPENSES</u>		
a) Consumption of Raw Materials, Finished Goods and Stores	14,512	20,752
b) Labour and Processing Expenses	1,231	924
c) Cartage and Carriage Inward	2	11
d) Electricity and Power	202	154
e) Water Charges		
f) Insurance	59	30
g) Repairs and Maintenance	161	116
h) Excise Duty	314	170
I) Rent, Rates and Taxes	19	29
j) Vehicles Running and Maintenance		
k) Postage, Telephone and Communication Charges	38	38
l) Printing and Stationery	16	20
m) Travelling and Conveyance Expenses	56	18
n) Expenses on Seminar / Workshop		
o) Subscription Expenses	9	7
p) Expenses on Fees		
q) Auditors Remuneration		
r) Hospitality Expenses		
s) Professional Charges	13	12
t) Provision for Bad and Doubtful Debts/ Advances		
u) Irrecoverable Balances Written-off		
v) Packing Charges	199	220
w) Freight and Forwarding Expenses	1,317	1,336
x) Distribution Expenses	8,213	7,541
y) Advertisement and Publicity	3	1
z) Others (Specify)		
i) General Expenses	88	43
ii) Sample Testing	-	8
iii) Loss on Sale of Fixed Asset	-	20
TOTAL	26,452	31,450

Sd/-
A MSd/-
W MSd/-
SAOSd/-
SecretarySd/-
Chairman

HINDUSTAN COIR
SCHEDULES FORMING PART OF INCOME & EXPENDITURE FOR THE
YEAR ENDED 31-03-2013

(Rs. In 000)



	2012-2013	2011-2012
<u>SCHEDULE 22- EXPENDITURE ON GRANTS, SUBSIDIES ETC</u>		
a) Grants given to Institutions / Organisations	-	-
b) Subsidies given to Institutions / Organisations	-	-
TOTAL	-	-

	2012-2013	2011-2012
<u>SCHEDULE 23- INTEREST</u>		
a) On Fixed Loans	-	-
b) On Other Loans (including Bank Charges)	2	1
c) Others (Specify)	-	-
TOTAL	2	1

Sd/-
A M

Sd/-
W M

Sd/-
S A O

Sd/-
Secretary

Sd/-
Chairman



HINDUSTAN COIR

SCHEDULE 24

SIGNIFICANT ACCOUNTING POLICIES

1 ACCOUNTING CONVENTION

- 1.1 The financial statements are prepared on the basis of historical cost convention, unless otherwise stated and on the accrual method of accounting except in the case of interest on Savings Bank Account which is treated as income on cash basis
- 1.2 The figures in the accounts are presented after rounding off to thousands.

2 INVENTORY VALUATION

- 2.1. Stores and Spares (including machinery spares) are valued at cost.
- 2.2 Raw materials and semi finished goods at factory are valued at lower of cost and net realizable value and finished goods with showrooms is valued after deducting the 20% commission and 5% Profit Margin. The finished goods at factory are valued at ex factory price.

3 FIXED ASSETS

- 3.1 Fixed Assets are stated at cost of acquisition inclusive of inward freight, duties and taxes and incidental and direct expenses related to acquisition.
- 3.2 Value of factory building and office building are not separately shown in the books of accounts since the rate of depreciation is same for both.

4 DEPRECIATION

- 4.1 Depreciation is provided on Written Down Value method on the rates consistently applied year after year. Half of the normal rates are applied on Fixed Assets, which are used for less than 182 days.

5 ACCOUNTING FOR SALES

Sales are net of sales returns, rebate and trade discount.

6 GOVERNMENT GRANTS/SUBSIDIES

- 6.1 Market Development Assistance received from Coir Board is treated as revenue.

7 RETIREMENT BENEFITS

- 7.1 Provision for accumulated leave encashment benefit to the employees is not provided in the accounts.

Sd/-
A M

Sd/-
W M

Sd/-
SAO

Sd/-
Secretary

Sd/-
Chairman

**HINDUSTAN COIR****SCHEDULE 25****CONTINGENT LIABILITIES AND NOTES ON ACCOUNTS**

1 CONTINGENT LIABILITIES Nil

2 CURRENT ASSETS, LOANS AND ADVANCES

In the opinion of the Management, the current assets, loans and advances have a value on realization in the ordinary course of business, equal at least to the aggregate amount shown in the Balance Sheet.

3. TAXATION

In view of there being no taxable income under Income-tax Act 1961, no provision for Income tax has been considered necessary.

(Amount-Rs)

4. FOREIGN CURRENCY TRANSACTIONS 2012-2013 2011-2012

4.1. Expenditure in foreign currency

a) Travel

b) Remittances and Interest payment to Financial Institutions/Banks in Foreign Currency Nil Nil

c) Other expenditure:

- Commission on Sales

- Legal and Professional Expenses Nil Nil

- Miscellaneous Expenses

5 REMUNERATION TO AUDITORS:

As Auditors

- Taxation matters

- For Management services Nil Nil

- For certification

Others

6 Corresponding figures for the pervious year have been regrouped/Rearranged, wherever necessary.

7. Schedules 1 to 25 are annexed to and form an integral part of the Balance Sheet as at 31-03-2013 and the Income and Expenditure Account for the year ended on that date.

Sd/-

A M

Sd/-

W M

Sd/-

SAO

Sd/-

Secretary

Sd/-

Chairman

ANNEXURE - XI
HINDUSTAN COIR
RECEIPTS AND PAYMENTS FOR THE YEAR ENDED 31ST MARCH 2013

(Rs. In 000)

Receipts	2012-13	2011-12	Payments	2012-13	2011-12
I Opening Balances			I Expenses		
a) Cash in hand	5	5	a) Establishment expenses		
b) Bank Balances			(corresponding to Schedule 20)	7,646	6,623
i) In current accounts	1,270	2,275	(corresponding to Schedule 21)	2,662	3,651
ii) In deposit accounts	550	-	I Payments made against funds for		
iii) Savings accounts	-	-	various projects		-
I Grants Received			III Investments and deposits made		
a) From Government of India			a) Out of Earmarked/Endowment funds		
i) Capital Purpose	-	-	b) Out of Own Funds (Investments-others)		-
ii) Revenue Purpose	-	-	IV Expenditure on Fixed Assets &		
b) From State Government	-	-	Capital Work-in-Progress		
c) From other sources	-	-	a) Purchase of Fixed Assets	10	99
Revenue Purpose			b) Expenditure on Capital Work		
i) Grants - Coir Board	-	3,400	in Progress		-
III Income on Investments from			V Refund of surplus money/Loans		
a) Earmarked/Endow. Funds	-	-	a) To the Government of India		-
b) Own Funds (Oth. Investment)	-	-	b) To the State Government		-
IV Interest Received			c) To other providers of funds	-	
a) On Bank deposits	107	-	VI Finance Charges (interest)	2	1
b) Loans, Advances etc.	-	-	VII Other Payments (Specify)		
V Other Income (Specify)			a) Salary Advance	176	190
a) Miscellaneous Income	-	16	b) Coir Board - MDA (DMD)		-
VI Amount Borrowed	-	-	c) Coir Board Plan Fund		
VII Any other receipts (give details)			c) Other Advances	128	40
a) Earnest Money Deposit	-		d) Expenses Payable	1,948	2,442
b) Collection from Sundry Debtors	26,291	26,314	e) Payment to Creditors	14,266	19,054
c) Coir Board - MDA (DMD)	-	2,000	f) Refund of Earnest Money Deposit		93
d) E M D	188	-	VIII Closing Balances		
e) Insurance Claim Received	72	8	a) Cash in hand	6	5
f) Other Advance			b) Bank Balances		
g) Fibre Bank Advance	2,500		I) In current account	2,789	1,270
			ii) In deposit accounts	1,350	550
			iii) Savings accounts	-	-
TOTAL	30,983	34,018	TOTAL	30,983	34,018

Sd/-
A MSd/-
W MSd/-
S A OSd/-
SecretarySd/-
Chairman



**SEPARATE AUDIT REPORT OF THE COMPTROLLER & AUDITOR
GENERAL OF INDIA ON THE ACCOUNTS OF THE COIR BOARD,
KOCHI FOR THE YEAR ENDED 31 MARCH, 2013**

We have audited the attached Balance Sheet of Coir Board, Kochi as at 31 March 2013 and the Income and Expenditure Account/Receipts & Payment Account for the year ended on that date under Section 19(2) of the Comptroller & Auditor General's (Duties, Powers & Conditions of Service) Act, 1971 read with Section 17(2) of the Coir Industry Act, 1953. These financial statements include the accounts of five Regional offices, four Sub Regional Offices, seven Sub Offices/Extension centres and twenty nine showrooms/sales depots in various states and one commercial unit. These financial statements are the responsibility of the Board's Management. Our responsibility is to express an opinion on these financial statements based on our audit.

2 This Separate Audit Report contains the comments of the Comptroller & Auditor General of India (CAG) on the accounting treatment only with regard to classification, conformity with the best accounting practices, accounting standards and disclosure norms, etc. Audit observations on financial transactions with regard to compliance with the Law, Rules & Regulations (Propriety and Regularity) and efficiency-cum-performance aspects etc. if any, are reported through Inspection Reports/CAG's Audit Reports separately.

3 We have conducted our audit in accordance WITH auditing standards generally accepted in India. These standards require that we plan and perform the audit to obtain reasonable assurance about whether the financial statements are free from material misstatements. An audit includes examining on a test basis, evidences supporting the amounts and disclosure in the financial statements. An audit also includes assessing the accounting principles used and significant estimates made by management, as well as evaluating the overall presentation of financial statements. We believe that our audit provides a reasonable basis for our opinion.

4 Based on our audit, we report that:

- i We have obtained all information and explanations, which to the best of our knowledge and belief were necessary for the purpose of our audit.
- ii The Balance Sheet & Income & Expenditure Account/Receipts & Payment Account dealt with by this report have been drawn up in the format approved by the Ministry of Finance, Government of India.
- iii In our opinion, proper books of accounts and other relevant records have been maintained by the Coir Board, Kochi as required under section 17(1) of the Coir Industry ACT, 1953 in so far as it appears from our examination of such books.

We further report that

**B) Comments on Accounts
Consolidated Balance Sheet.**

(I). Corpus / Capital Fund and Liabilities.

**Current Liabilities & Provisions - (Schedule - 7) -
Rs 647.69 lakh-**

This is understated by Rs. 101.64 crore due to non provision of liability (as required under AS-15) towards Pension Rs. 85.73 crore, Leave Encashment- Rs. 5.94 Crore and Death cum Retirement Gratuity Rs. 9.97 crore resulting in understatement of current liability by Rs. 101.64 crore. Consequently the excess of expenditure over income (deficit) for the year stands understated by Rs. 101.64 crore. (Refer Item No.8 of schedule 24)

(II) Assets.

**Current Assets, Loans & Advances (Schedule 11) -
Rs.8862.92 lakh**

A Current Assets

**(B) Loans, Advances and other assets - Sl.No.2
-Advances and other amounts recoverable in cash
or in kind or for value to be received -(c)**

Others - Rs. 6196.26 lakh



This includes a sum of Rs. .6.90 crore being the advances paid up to 31-3-2010 to various units of the Board for conducting exhibitions, publicity and quality Improvement under Plan Fund. As the expenditure out of these advances was incurred and their utilisation was reported to the Government, the amount should have been adjusted against advances and booked to respective expenditure heads. Non adjustment of the advances has resulted in overstatement of advances and understatement of concerned expenditure heads and "excess of Expenditure over income" (i.e. deficit) by Rs. 6.90 crore

(C) Grants in aid

(i) The unspent balance of grants in aid as at the beginning of the year was Rs. 10.37 crore. The Board received Rs. 35.04 crore as grants in aid during the year and out of it, the Board utilized a sum of Rs. 43.57 crore leaving a balance of Rs. 1.84 crore as unutilized grants as on 31st March 2013. The unutilized grants as on 31-3-2013 were not disclosed in the Accounts.

(ii) Diversion of funds from Plan to Non-plan

An amount of Rs. 3.63 crore has been diverted from Plan Account, meant for Market Development Assistance (MDA) to Non-Plan account for meeting the expenses towards salaries, wages and pension of the employees of the Board. The transfer of funds from Plan to non - Plan Account was attributed by

the Board due to drastic cut imposed by the Ministry against the requirement of funds under non - Plan Account.

(D) Effect of audit comments on accounts.

The net impact of the preceding paragraphs was that the Assets are overstated by Rs. 690.00 lakh, liabilities are understated by Rs. 10164 Lakh and excess of expenditure over income (deficit) is understated by Rs. 10854 lakh.

- (iv) Subject to our observations in the preceding paragraphs, we report that the Balance Sheet and Income & Expenditure Account/Receipt and Payment Account dealt with by this report are in agreement with the books of accounts.
- (v) In our opinion and to the best of our information and according to the explanations given to us, the said financial statements read together with the Accounting Policies and notes on Accounts, and subject to the significant matters stated above and other matters mentioned in Annexure to this audit report, give a true and fair view in conformity with accounting principles generally accepted in India.
- a In so far as it relates to the Balance Sheet, of the state of affairs of the Coir Board, Kochi, as at 31 March 2013; and
- b In so far as it relates to Income & Expenditure Account, of the deficit for the year ended on that date.

For and on behalf of the C&AG of India

Place: Chennai

Date : 29.10.2013

Principal Director of Commercial Audit.



ANNEXURE

1 Adequacy of Internal Audit System

Though the periodicity of Internal Audit prescribed by the Board is annual, all the units of the Board are not subjected to annual audit. Head Office of the Board at Kochi has not been audited since inception. Audit coverage during the year was about 20 per cent including showrooms and Sub Offices of the Board located in different parts of India. The Board has not strengthened the prevailing internal audit system so as to make it commensurate with the size and activities/schemes undertaken. The Senior Accounts Officer (Internal Audit) holds charge of the Accounts Department also.

2 Adequacy of Internal Control System

Internal Control Mechanism is deficient to the extent that advances are pending settlement for

over three years and confirmation of balances from sundry debtors has not been confirmed. Non availability of an approved Accounts Manual leads to adoption of non- standardized procedures in accounting the similar set of transactions by different units of the Board located throughout the country.

3 System of Physical verification of fixed assets and inventory.

Though there is a system of physical verification of fixed assets and inventories but the fixed assets register with up to date entries has not been maintained.

4 Regularity in payment of statutory dues

The Board is regular in payment of statutory dues,

Deputy Director